

LA CLASSE È ACQUA

2024





LISTINO PREZZI 2024
PREZZI IN EURO IVA ESCLUSA


PRICE LIST 2024
PRICE LIST IN € VAT EXCLUDED

ICONICS



SPARTACO MAMOLI

1938




GIO PONTI

1952



ALESSANDRO MENDINI

2004



1938 P7



GIO PONTI P21




MENDINI P47



PAOLA NAVONE

2010



MARC SADLER

2016



STORAGE MILANO

2022



PAOLA & THE BATHROOM P63




SADLER P77



HEXAGONAL P89

CLASSIC



HIPSTER P109



EPOCA P125




MADEMOISELLE P141



COUNTRY P153


DESIGN



TUTTODUNPEZZO P161



TOKYO P169



BLADE P176




RIGADRITTO P187



PICO P201



FEEL P219



PICO LUX P232



SPARTACO P242



PICO XS P257




MONSIEUR P275


RESIDENTIAL / HÔTELLERIE



LOGOS+ P285



LOGOS P292



VIP4 P307




PENELOPE P314



GARÇON P321

KITCHEN



KITCHEN #331

BATHROOM ACCESSORIES



ACCESSORI BAGNO P349


SHOWER



TERMOSTATICI P362
THERMOSTATICS



SISTEMI PER DOCCIA P364
SHOWER SYSTEMS



DOCCE P369
SHOWER



SOFFIONI DA INCASSO #372
CEILING SHOWER HEAD



KIT DOCCIA P378
SHOWER SET



ACCESSORI DOCCIA P376
SHOWER ACCESSORIES

TECHNICAL PRODUCTS



ACQUACHIARA P389



SMILE P397



ALFA-BETA P401



KIT SHUT-OFF P379
SHUT-OFF SET



ELETTRONICI P410
ELECTRONIC MIXERS



LEVA LUNGA P412
ELBOW LEVER MIXERS



TEMPORIZZATI P413
AUTOMATIC TAPS



COLONNE SCARICO P416
BATH TUB WASTES



PASSI RAPIDI P418
FLUSHVALVES



SIFONI/SCARICHI P420
WASTES/TRAPS



ARRESTO/COLLEGAMENTO P423
STOPCOCKS/REGULATING TAPS



PROLUNGHE P424
EXTENSION

1938

DESIGNED IN 1938 BY
Mamoli R&D
Restyled in 2022 by
Fabrizio Batoni



#41380000065F

Cromo
Chrome

Nero PVD
PVD Black

Ottone Spazzolato PVD
PVD brushed Brass

Nero PVD
PVD Black

Inox Spazzolato PVD
PVD brushed Inox

Nero PVD
PVD Black



#41380000065G



#45380000065G



#45390000062G

1938



45380000065F





1938



#41380000065F



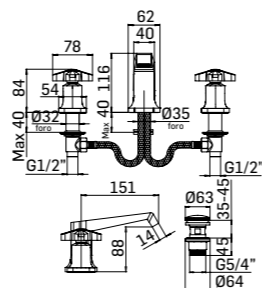
#41380000065G



CODICE/CODE EURO

■	453800000651	929,00
■	45380000065G	1.092,00
■	45380000065F	1.092,00

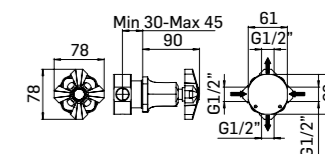
Batteria per lavabo a 3 fori con scarico da 5/4" con comando a pressione
3-holes basin mixer with 5/4" up&down system pop-up waste



CODICE/CODE EURO

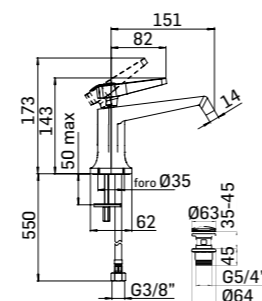
■	243300000621	310,00
■	24330000062G	387,00
■	24330000062F	387,00

Deviatore da incasso a 2 uscite, composto da parte grezza e parte esterna di finitura
Concealed 2-ways diverter composed by assembly components and external components



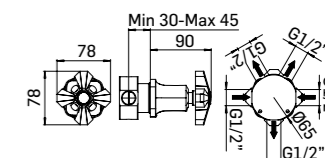
■	413800000651	555,00
■	41380000065G	719,00
■	41380000065F	719,00

Miscelatore monocomando per lavabo con scarico da 5/4" con comando a pressione
Single lever basin mixer with 5/4" up&down system popup waste



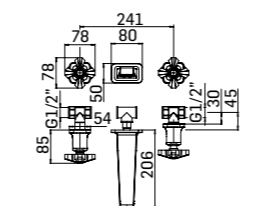
■	243600000621	310,00
■	24360000062G	387,00
■	24360000062F	387,00

Deviatore da incasso a 3 uscite, composto da parte grezza e parte esterna di finitura
Concealed 3-ways diverter composed by assembly components and external components



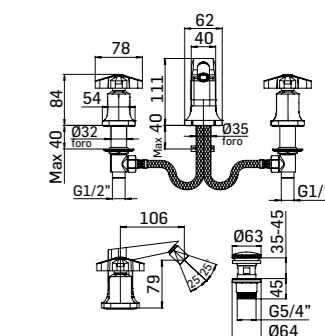
■	453900000621	724,00
■	45390000062G	884,00
■	45390000062F	884,00

Batteria per lavabo a muro
Wall-mounted basin mixer



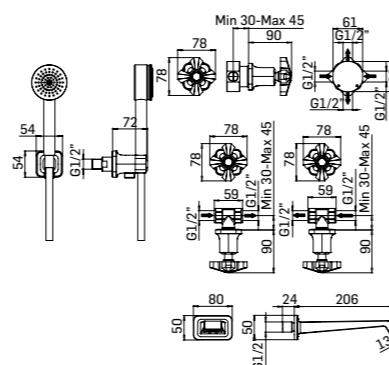
■	553800000651	947,00
■	55380000065G	1.124,00
■	55380000065F	1.124,00

Batteria per bidet a 3 fori con scarico da 5/4" con comando a pressione
3-holes bidet mixer with 5/4" up&down system pop-up waste



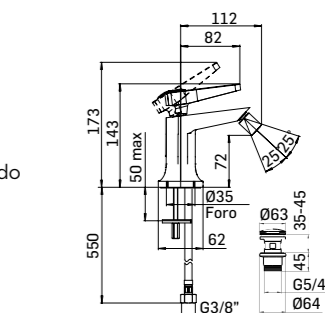
■	2438F1140621	1.499,00
■	2438F114062G	1.885,00
■	2438F114062F	1.885,00

Batteria incasso per vasca completa di bocca a parete e accessorio doccia
Concealed bath mixers with wall-mounted spout and shower set



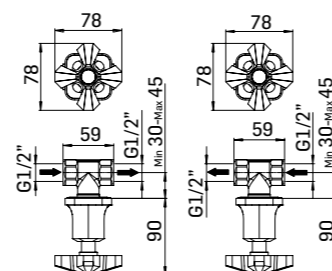
■	513800000651	573,00
■	51380000065G	751,00
■	51380000065F	751,00

Miscelatore monocomando per bidet con scarico da 5/4" con comando a pressione
Single lever bidet mixer with 5/4" up&down system popup waste



■	243200000621	535,00
■	24320000062G	654,00
■	24320000062F	654,00

Coppia rubinetti da incasso diritti da G1/2" 1/2" pair of straight stopcocks

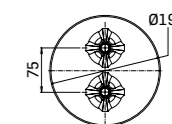


■	2478PE000601	668,00
■	2478PE00060G	791,00
■	2478PE00065F	791,00

Parte esterna di finitura per miscelatore termostatico incasso per doccia con deviatore a 2 uscite
External components for concealed thermostatic shower mixer 2-ways diverter

Da completare con gruppo termostatico da incasso 271000000027
To be completed with concealed thermostatic mixer 271000000027

Disponibile dal 1/2024/Available from 2024/1

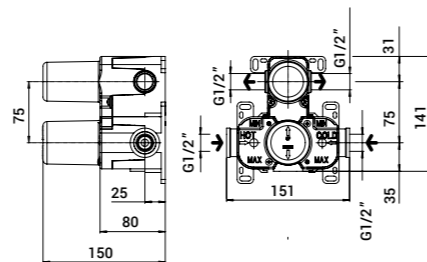




CODICE/CODE EURO

27100000027 223,30

Gruppo doccia incasso termostatico universale
con deviatore a 2 uscite
*Universal built-in thermostatic shower mixer
with 2 ways diverter*

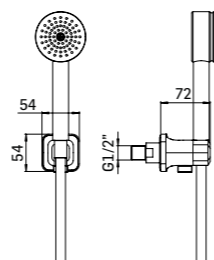


0000F140021 364,00

0000F14002G 514,00

0000F14002F 514,00

Accessorio doccia con presa d'acqua per miscelatori da incasso
Shower set with water outlet for built-in mixers

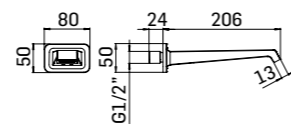


24350000021 290,00


2435000002G 330,00

2435000002F 330,00

Bocca di erogazione a parete
Wall-mounted spout



1930 - Spartaco Mamoli comincia a produrre a Milano rubinetti e lampadari in ottone fuso





Cromo/Chrome

Ottone Spazzolato PVD/ PVD Brushed Brass

Inox Spazzolato PVD/ PVD Brushed Inox



#4519PE00000G+ 4519PI000027



#45100000005G



#4519PE00000G+ 4519PI000027







#4519PE00000F #4519PI000027



#45100000005G



#45110000005F - #00000608L45F - #00000600000F



#451100000051



#3520PE000001 + #3520PI000001

LAVABO MONTECATINI

Disegnato nel 1936, il lavabo Montecatini è parte dell'innovativo progetto di Palazzo Montecatini a Milano, ideato da Gio Ponti in ogni minimo dettaglio.

Un lavabo d'avanguardia nel volume, nel disegno ed anche nel colore. Una forma geometrica, lineare ed architettonica, in accordo con le linee degli anni '30, di colore nero perché fosse insieme divertente e funzionale, innovativo anche per il particolare scarico laterale.

Un oggetto bello e intramontabile che Mamoli ha rimesso in produzione nelle versioni a parete o da appoggio, nei colori bianco e nero opaco, da completare con la rubinetteria della serie Gio Ponti in inox o ottone spazzolato per un intramontabile bagno di design.



ACCESSORI BAGNO


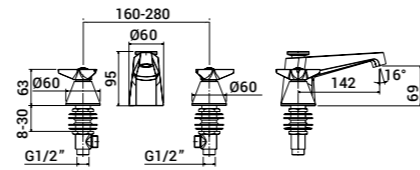
I dettagli sono ciò che fa la differenza, per questo Mamoli propone una linea di accessori bagno che completa la collezione Gio Ponti. Porta asciugamani, portasapone, porta dispenser e appendiabiti sono disponibili nelle stesse finiture della rubinetteria.





CODICE/CODE	EURO
45100000051	457,20
4510000005G	667,50
4510000005F	667,50

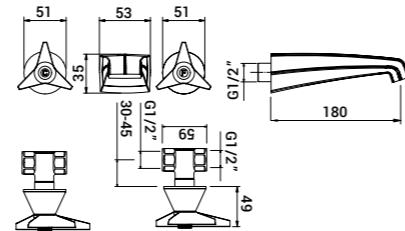
Batteria per lavabo a 3 fori con movimenti ceramici e scarico da 5/4"
3-holes basin mixer with ceramic discs valves and 5/4" pop-up waste



4519PE000001	365,90
4519PE00000G	572,50
4519PE00000F	572,50

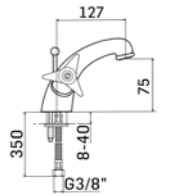
Parti esterne per lavabo a muro
External components for wall-mounted basin mixer

Da completare con rubinetti da incasso 4519PI000027
To be completed with straight stop-cocks and diverter 4519PI000027



CODICE/CODE	EURO
451400000051	418,30
45140000005G	627,30

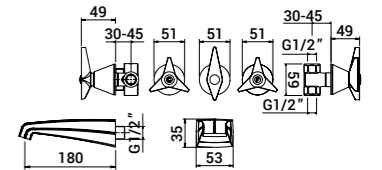
Miscelatore tradizionale monoforo per lavabo con scarico da 5/4"
Single hole basin mixer with 5/4" pop-up waste



2519FR14PE01	611,00
2519FR14PE0G	1.118,40
2519FR14PE0F	1.118,40

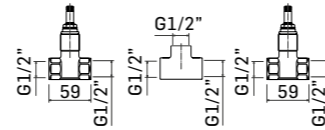
Parti esterne per batteria vasca da incasso con bocca a parete e accessorio doccia
External components for bath mixers with wallmounted spout and shower set

Da completare con rubinetti da incasso e deviatore 2519PI000027
To be completed with straight stop-cocks and diverter 2519PI000027



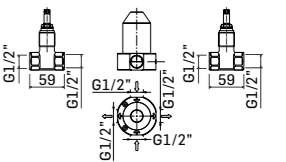
4519PI000027	73,70
--------------	-------

Rubinetti da incasso con movimenti ceramici per batteria da lavabo a muro
Straight stop-cocks with ceramic discs valves for wall-mounted basin mixer



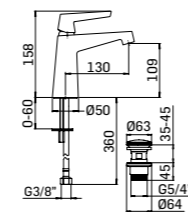
2519PI000027	406,70
--------------	--------

Rubinetti da incasso con movimenti ceramici e deviatore per batteria vasca
Straight stopcocks with ceramic discs valves and diverter for bath mixer



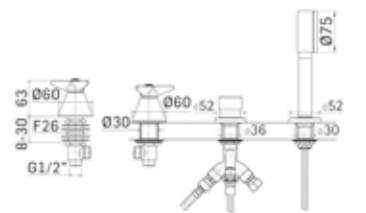
451100000051	260,00
45110000005G	375,40
45110000005F	375,40

Miscelatore monocomando per lavabo con scarico da 5/4" con comando a pressione
Single lever basin mixer with 5/4" up&down system popup waste



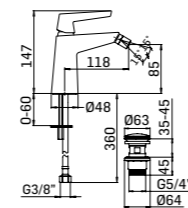
151900000021	768,30
15190000002G	1.146,00
15190000002F	1.146,00

Batteria per bordo vasca composta da: coppia di rubinetti, deviatore automatico e accessorio doccia
Deck-mounted bath mixer composed by: pair 1/2" straight stop-cock, automatic diverter and shower set



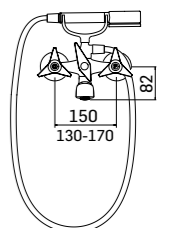
551100000051	260,00
55110000005G	375,40
55110000005F	375,40

Miscelatore monocomando per bidet con scarico da 5/4" con comando a pressione
Single lever bidet mixer with 5/4" up&down system pop-up waste



1030F2140021	495,00
1030F214002G	742,50
1030F214002F	742,50

Miscelatore tradizionale esterno per vasca con movimenti ceramici, deviatore manuale e accessorio doccia
Exposed bath mixer ceramic discs valves, manual diverter and shower set

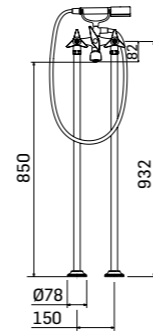


CODICE/CODE EURO



■ 1040F2140021 1.410,00

Miscelatore tradizionale esterno per vasca con colonne a pavimento, completo di accessorio doccia
Free standing bath mixer with handshower




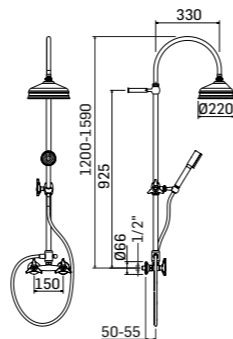
■ 3030F2140021 1.628,00

■ 3030F214002G 2.442,00

■ 3030F214002F 2.442,00

Colonna doccia con miscelatore tradizionale con soffione, accessorio doccia e deviatore automatico
Shower bar with exposed shower mixer with shower head, handshower and automatic diverter

- soffione Ø220 mm, getto a pioggia
- doccia a getto pioggia, in ottone con impugnatura ceramica
- Ø220 mm rain jet anti-lime shower head
- chrome brass rain jet handshower, with white ceramic handle



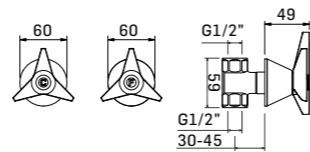
■ 2512PE000001 153,80

■ 2512PE00000G 264,50

■ 2512PE00000F 264,50

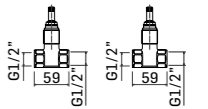
Coppia maniglie e cappucci per rubinetti da incasso diritti da G1/2"
Pair of handles and caps for G1/2" straight stop-cocks

Da completare con rubinetti da incasso 2512PI000027
To be completed with straight stop-cocks 2512PI000027



□ 2512PI000027 69,30

Rubinetti da incasso diritti da 1/2" con movimenti ceramici
1/2" straight stop-cock with ceramic discs valves



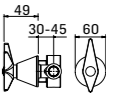
■ 2513PE000001 90,00

■ 2513PE00000G 250,00

■ 2513PE00000F 250,00

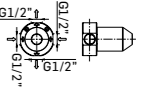
Maniglia e cappuccio per deviatore da incasso a 2 uscite
Handle and cap for concealed 2-ways diverter

Da completare con deviatore da incasso 2513PI000027
To be completed with diverter 2513PI000027



□ 2513PI000027 237,50

Deviatore da incasso a 2 uscite - 2 ingressi da 1/2" F., 2 uscite da 1/2" F.
Concealed 2-ways diverter - 2 inlets G.1/2" F., 2 outlets G1/2" F.



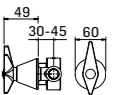
■ 2516PE000001 90,00

■ 2516PE00000G 250,00

■ 2516PE00000F 250,00

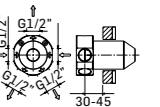
Maniglia e cappuccio per deviatore da incasso a 3 uscite
Handle and cap for concealed 3-ways diverter

Da completare con deviatore da incasso 2516PI000027
To be completed with diverter 2516PI000027



□ 2516PI000027 254,00

Deviatore da incasso a 3 uscite - 2 ingressi da 1/2" F., 3 uscite da 1/2" F.
Concealed 3-ways diverter - 2 inlets G.1/2" F., 3 outlets G1/2" F.



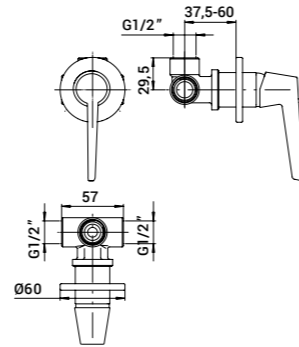
GIO PONTI

CODICE/CODE EURO

3520PE000001	88,00
3520PE00000G	132,00
3520PE00000F	132,00



Parte esterna per miscelatore da incasso per doccia ad 1 uscita
 External components for 1-way concealed single lever shower mixer
 Da completare con corpo da incasso 3520PI00002*
 To be completed with concealed mixer 3520PI00002*

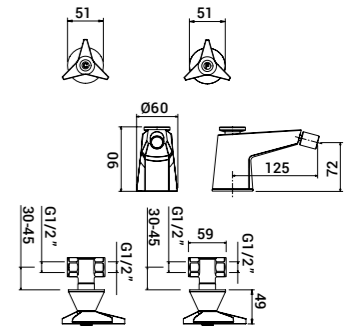


CODICE/CODE EURO

5513PE000001	380,80
5513PE00000G	598,20
5513PE00000F	598,20

Coppia maniglie e cappucci e bocca da piano
 con scarico da 5/4" per batteria bidet
 Pair of handle and caps for straight stop-cocks for
 bidet with spout and 5/4" pop-up waste

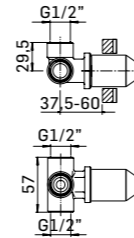
Da completare con rubinetti da incasso 2512PI000027
 To be completed with straight stop-cocks and diverter 2512PI000027



3520PI000021	111,70
3520PI00002G	167,40
3520PI00002F	167,40

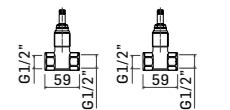


Corpo miscelatore da incasso per doccia ad 1 uscita
 Concealed single lever 1-way shower mixer



2512PI000027	69,30
--------------	-------

Rubinetti da incasso diritti da 1/2" con movimenti ceramici
 1/2" straight stop-cock with ceramic discs valves

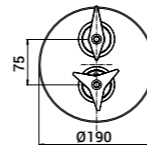


3515PE000001	357,80
3515PE00000G	594,60
3515PE00000F	594,60



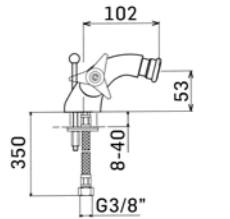
Parte esterna di finitura per miscelatore termostatico
 da incasso per doccia con deviatore a 2 uscite
 External components for concealed
 thermostatic shower mixer 2-ways diverter

Da completare con gruppo termostatico da incasso 271000000027
 To be completed with concealed thermostatic mixer 271000000027



551400000051	418,30
55140000005G	627,30

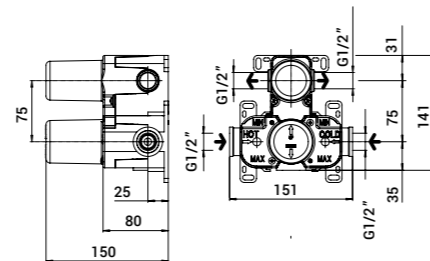
Miscelatore monoforo per bidet con movimenti ceramici e scarico da 5/4"
 Single hole bidet mixer with ceramic discs valves and 5/4" pop-up waste



271000000027	223,30
--------------	--------

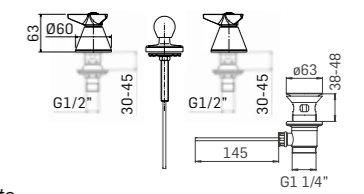


Gruppo doccia incasso termostatico universale
 con deviatore a 2 uscite
 Universal built-in thermostatic shower mixer
 with 2 ways diverter



551500000051	297,00
55150000005G	475,20

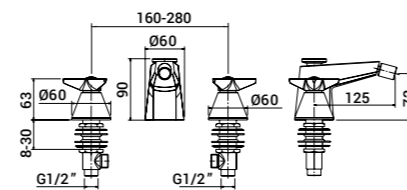
Batteria per bidet a 3 fori con movimenti ceramici e scarico da 5/4"
 3-holes bidet mixer with ceramic discs valves and 5/4" pop-up waste



551000000051	457,20
55100000005G	667,50
55100000005F	667,50

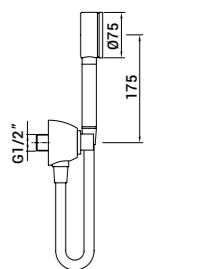


Batteria per bidet a 3 fori con movimenti ceramici e scarico da 5/4"
 3-holes bidet mixer with ceramic discs valves and 5/4" pop-up waste



0000FR140021	274,80
0000FR14002G	435,10
0000FR14002F	435,10

Accessorio doccia con presa d'acqua per miscelatori da incasso
 Shower set with water outlet for built-in mixers





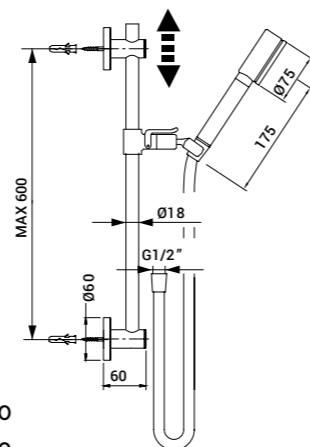
CODICE/CODE EURO

0000FN140001	332,00
0000FN14000G	529,00

Asta saliscendi con doccia
getto a pioggia
*Shower bar with rain
jet handshower*

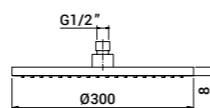
000003250121	57,30
00000325012G	100,80

Preso d'acqua a parete
Wall outlet



00000838S001	268,00
00000838S00G	455,70
00000838S00F	455,70

Soffione in ottone Ø300 mm, ispezionabile,
getto a pioggia, sistema anticalcare
*Ø300 mm brass shower head, inspectable,
rain jet with anti-lime system*



00000349S001	366,40
00000349S00G	600,00
00000349S00F	600,00

Soffione in ottone Ø220 mm, getto a pioggia,
sistema anticalcare
Ø220 mm brass shower head, rain jet with anti-lime system

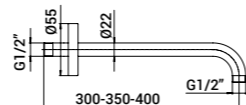


00000830L351	50,50
00000830L35G	137,40
00000830L35F	137,40

Braccio in ottone tondo
Ø22 mm per installazione a
parete, L=350 mm
Brass shower arm, L= 350 mm

00000830L401	53,90
--------------	-------

Braccio in ottone tondo
Ø22 mm per installazione a
parete, L=400 mm
Brass shower arm, L= 400 mm



CODICE/CODE EURO

251500000021	245,70
25150000002G	361,60
25150000002F	361,60

Bocca di erogazione a parete
Wall-mounted spout



751900000001	344,60
75190000000G	552,50
75190000000F	552,50

Miscelatore monoforo per lavabo/lavello
con movimenti ceramici, senza scarico
*Single hole basin/sink mixer with ceramic discs valves
without pop-up waste*



753507410021	237,60
75350741002G	356,40
75350741002F	356,40

Miscelatore tradizionale a parete per lavello con movimenti ceramici
Wall-mounted sink mixer with ceramic discs valves



660100000031	69,90
66010000003G	142,10
66010000003F	142,10

Passo rapido da incasso per WC
da G.3/4", composto da parte
grezza e parte di finitura
*G.3/4" concealed flushvalve,
composed by assembly components
and external components*

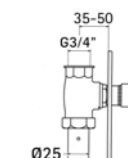
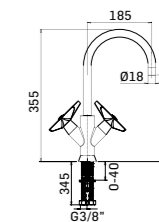
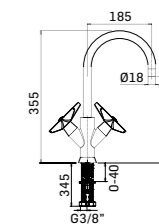
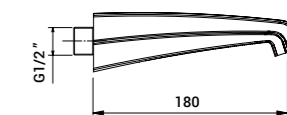
660100000041	81,40
66010000004G	153,50
66010000004F	153,50

Passo rapido da incasso per WC
da G.1", composto da parte grezza
e parte di finitura
*G.1" concealed flushvalve,
composed by assembly components
and external components*



000004430051	36,80
00000443005G	82,60
00000443005F	82,60

Scarico per lavabo da 5/4" con comando a pressione,
con troppopieno, spessore installazione 30-45 mm
*5/4" up&down system pop-up waste for wash basin.
On surfaces up 30-45 mm*



CODICE/CODE EURO

00000608L45I	220,00
00000608L45G	330,00
00000608L45F	330,00



Portasalviette 50 cm
Towel holder cm 50

00000608L30I	205,00
00000608L30G	307,50
00000608L30F	307,50



Portasalviette 30 cm.
Towel holder cm. 30

00000600000I	170,00
00000600000G	255,00
00000600000F	255,00



Portasapone a parete
Wall mounted soap dish

00000601000I	160,00
00000601000G	240,00
00000601000F	240,00

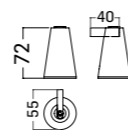
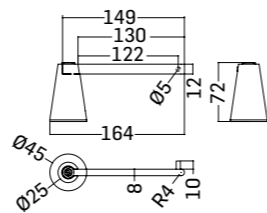
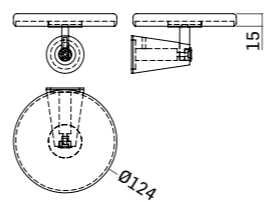
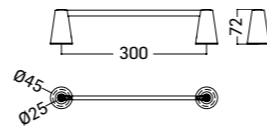
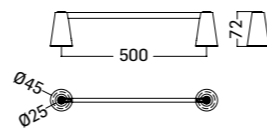


Porta rotolo
Toilet paper holder

00000602000I	120,00
00000602000G	180,00
00000602000F	180,00



Appendabit
Hook



CODICE/CODE EURO

40000000000J	1.480,00
40000000000K	1.790,00

Lavabo Montecatini sopraiano o da parete in Cristalplant®, in finitura bianco opaco (J) e nero opaco (K), con scarico libero senza troppo pieno con griglia filtro
Montecatini top mount or wall mount Cristalplant® basin, open plug without overflow with filter grid

Versione senza forature // Version without holes

Da abbinare a rubinetteria per installazione a parete art. 4519
To be combined with wall-mounted mixer ref. 4519

40010000000J	1480,00
40010000000K	1790,00



Lavabo Montecatini sopraiano o da parete in Cristalplant®, in finitura bianco opaco (J) e nero opaco (K), con scarico libero senza troppo pieno con con griglia filtro
Montecatini top mount or wall mount Cristalplant® basin, open plug without overflow with filter grid

Versione con foratura laterale Gio Ponti // Version with original Gio Ponti side drilling

Da abbinare a rubinetteria tradizionale a 3 fori art. 4510
To be combined with 3-holes traditional ref. 4510

40020000000J	1480,00
40020000000K	1790,00



Lavabo Montecatini sopraiano o da parete in Cristalplant®, in finitura bianco opaco (J) e nero opaco (K), con scarico libero senza troppo pieno con griglia filtro
Montecatini top mount or wall mount Cristalplant® basin, open plug without overflow with filter grid

Versione con foratura 3 fori centrale // Version with 3 holes traditional

Da abbinare a rubinetteria tradizionale a 3 fori art. 4510
To be combined with 3-holes traditional ref. 4510

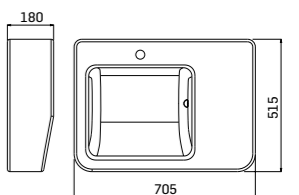
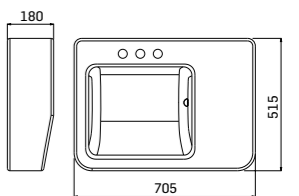
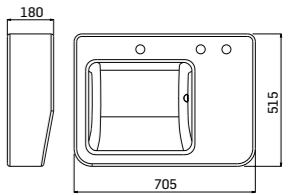
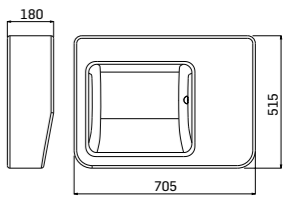
40030000000J	1480,00
40030000000K	1790,00


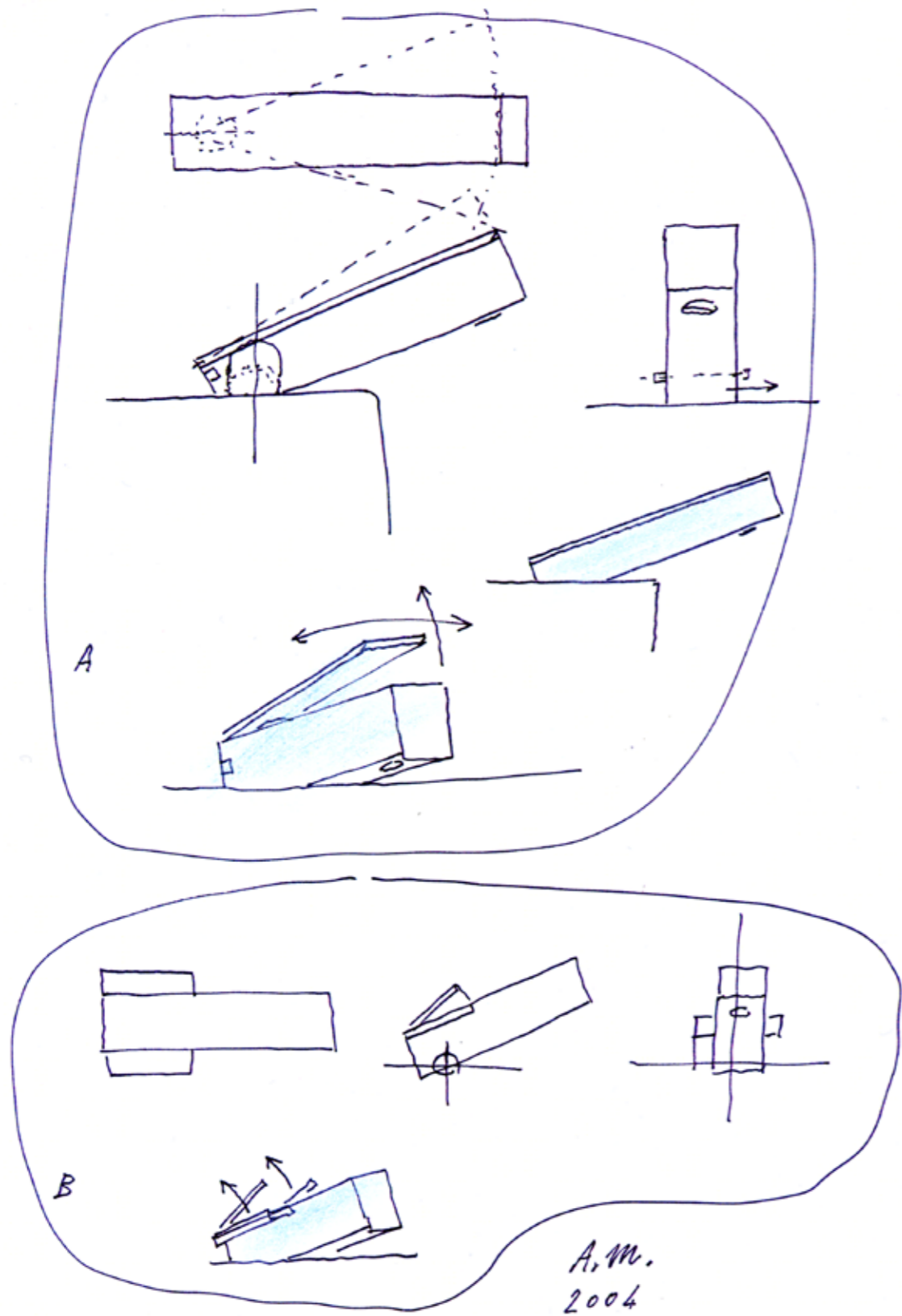


Lavabo Montecatini sopraiano o da parete in Cristalplant®, in finitura bianco opaco (J) e nero opaco (K), con scarico libero senza troppo pieno con griglia filtro
Montecatini top mount or wall mount Cristalplant® basin, open plug without overflow with filter grid

Versione con foro centrale per miscelatori monoforo // Version with 1 hole for single hole mixers

Da abbinare a rubinetteria monoforo o monocomando art. 4514 o 4511
To be combined with traditional or single lever mixers ref. 4514 or 4511






MENDINI

DESIGNED BY
Alessandro Mendini







#48560000C001



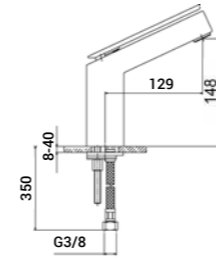
#48560000C001



CODICE/CODE	EURO
48540000C051	326,30
48540000C05G	489,50
48540000C05K	380,20

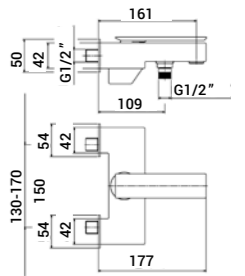
Miscelatore monocomando per lavabo con scarico da 5/4" con comando a pressione
Single lever basin mixer with 5/4" up&down system pop-up waste

Disponibile dal 1/2024/Available from 2024/1



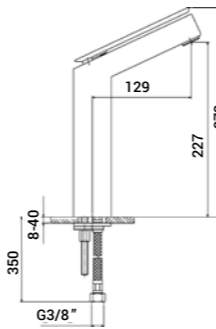
CODICE/CODE	EURO
1850PD40C121	819,80
1850PD40C12K	984,60

Miscelatore monocomando esterno per vasca con deviatore automatico ed accessorio doccia fisso
Exposed single lever bath mixer with automatic diverter and fixed shower set



CODICE/CODE	EURO
48560000C001	456,90
48560000C00G	685,40
48560000C00K	537,00

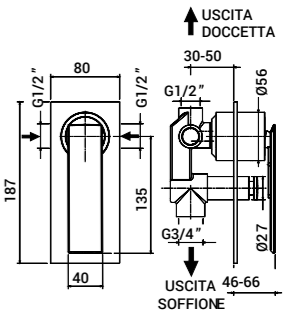
Miscelatore monocomando per lavabo alto senza scarico
High single lever basin mixer without pop-up waste



CODICE/CODE	EURO
2858PE00C001	313,80
2858PE00C00G	470,70
2858PE00C00K	377,80


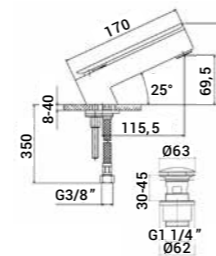
Parte esterna di finitura per miscelatore monocomando da incasso per doccia con deviatore automatico a 2 uscite
External components for concealed single lever shower mixer 2-ways automatic diverter

Da completare con gruppo da incasso 270700000027
To be completed with concealed mixer 270700000027



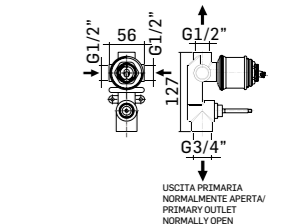
CODICE/CODE	EURO
48510000C051	326,30
48510000C05K	380,20

Miscelatore monocomando per lavabo con scarico da 5/4" con comando a pressione
Single lever basin mixer with 5/4" up&down system pop-up waste



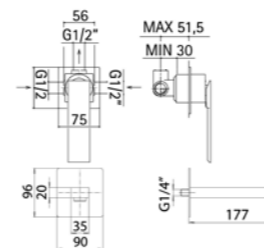
270700000027	137,40
--------------	--------

Gruppo monocomando doccia da incasso con deviatore a 2 uscite
Concealed single lever shower mixer with 2-ways automatic diverter



CODICE/CODE	EURO
48580000C021	474,10
48580000C02G	711,20
48580000C02K	631,00

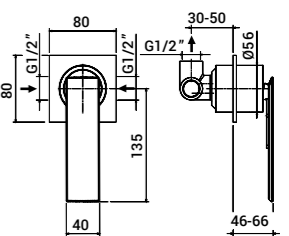
Miscelatore monocomando da incasso per lavabo, composto da parte grezza e parte esterna di finitura e bocca a parete
Concealed single lever basin mixer, composed by assembly components, external components and wall-mounted spout



CODICE/CODE	EURO
3858PE00C001	206,10
3858PE00C00G	309,20
3858PE00C00K	257,60

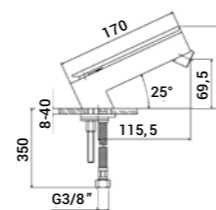
Parte esterna di finitura per miscelatore monocomando da incasso per doccia ad 1 uscita
External components for concealed single lever shower mixer 1-way

Da completare con gruppo da incasso 370700000027
To be completed with concealed mixer 370700000027



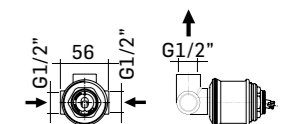
CODICE/CODE	EURO
58510000C051	326,30
58510000C05G	489,50
58510000C05K	380,20

Miscelatore monocomando per bidet con scarico da 5/4" con comando a pressione
Single lever bidet mixer with 5/4" up&down system pop-up waste



370700000027	65,40
--------------	-------

Gruppo monocomando da incasso per doccia ad 1 uscita
Concealed single lever shower mixer with 1-way

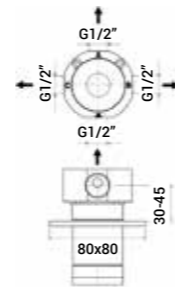


CODICE/CODE EURO



- 28540000C021 308,10
- 28540000C02K 380,20

Deviatore da incasso a 3 uscite, composto da parte grezza e parte esterna di finitura
Concealed 3-ways diverter composed by assembly components and external components

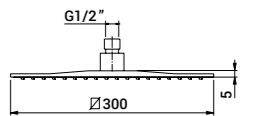


CODICE/CODE EURO



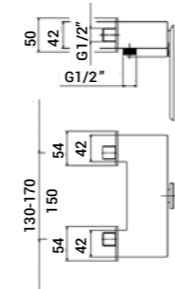
- 0000855S001 182,10

Soffione 300x300 mm, in acciaio inox 18/10, getto a pioggia, sistema anticalcare
300x300 mm shower head, made of 18/10 stainless steel, rain jet with anti-lime system



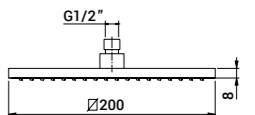
- 38530000C021 529,00
- 38530000C02K 643,50

Miscelatore monocomando esterno doccia
Single lever shower mixer



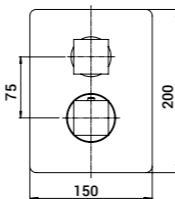
- 0000857S001 154,60

Soffione 200x200 mm, in ottone, getto a pioggia, sistema anticalcare
200x200 mm brass shower head, inspectable, rain jet with anti-lime system



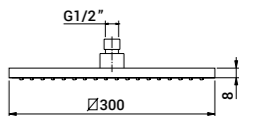
- 3248PE000001 248,60
- 3248PE00000K 324,00

Parte esterna di finitura per miscelatore termostatico incasso per doccia con deviatore a 2 uscite
External components for concealed thermostatic shower mixer 2-ways diverter



- 0000858S001 213,00
- 0000858S00G 480,00
- 0000858S00K 377,80

Soffione 300x300 mm, in ottone getto a pioggia, sistema anticalcare
300x300 mm brass shower head, inspectable, rain jet with anti-lime system

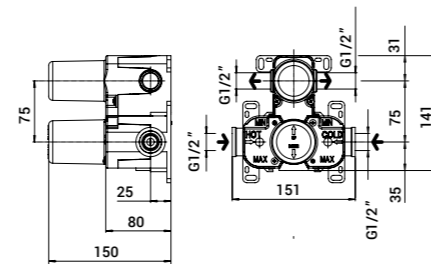


Da completare con gruppo termostatico da incasso 271000000027
To be completed with concealed thermostatic mixer 271000000027



- 271000000027 223,30

Gruppo doccia incasso termostatico universale con deviatore a 2 uscite
Universal built-in thermostatic shower mixer with 2 ways diverter

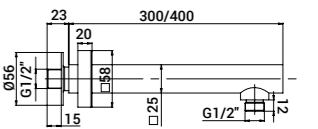


- 0000345L301 143,10

Braccio in ottone con fissaggio di sicurezza per installazione a parete L=300 mm
Brass shower arm with security fixing kit, L= 300 mm

- 0000345L401 167,20
- 0000345L40G 240,50
- 0000345L40K 229,00

Braccio in ottone con fissaggio di sicurezza per installazione a parete L=400 mm
Brass shower arm with security fixing kit, L= 400 mm

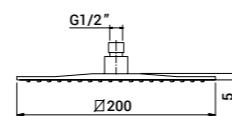


Articolo raccomandato per soffioni da 300 mm e 400 mm
Recommended product for 300 mm and 400 mm shower head



- 0000854S001 94,00

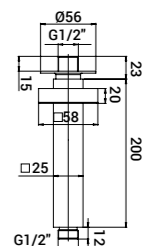
Soffione 200x200 mm, in acciaio inox 18/10, getto a pioggia, sistema anticalcare
200x200 mm shower head, made of 18/10 stainless steel, rain jet with anti-lime system



- 0000851H201 59,70

Braccio quadro 25x25 mm con fissaggio di sicurezza per installazione a soffitto L=200 mm
Square ceiling shower arm with security fixing kit, L= 200 mm

Articolo raccomandato per soffioni da 300 mm e 400 mm
Recommended product for 300 mm and 400 mm shower head

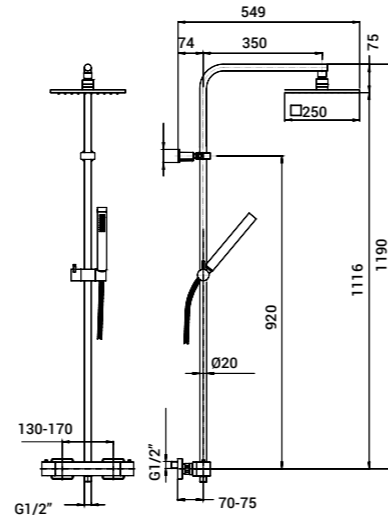


CODICE/CODE EURO



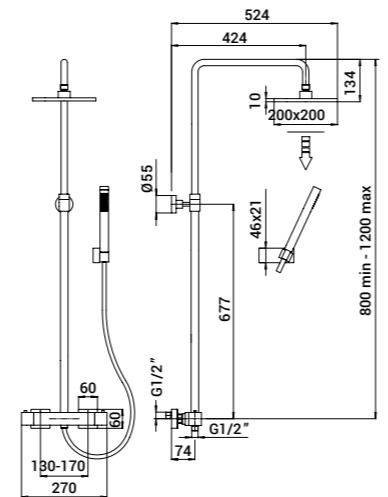
■ 383708420021 798,10

Colonna doccia, con miscelatore termostatico esterno con soffione 250×250 mm in acciaio inox e doccia monogetto
Shower column with thermostatic mixer with 250x250 mm stainless steel shower head and handshower



■ 38470852002K 1.213,50

Colonna doccia con miscelatore termostatico esterno con deviatore integrato, soffione 200x200 mm regolabile in altezza con interasse fisso ed accessorio doccia
Shower column with thermostatic mixer, integrated diverter and adjustable 200x200 mm shower head and shower set, fixed centres.

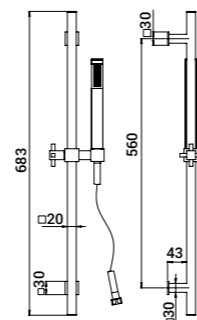


■ 0000PU40Q001 269,10

Asta saliscendi con doccia getto a pioggia
Shower bar with rain jet handshower

■ 000003520121 61,90

Presse d'acqua a parete
Wall outlet



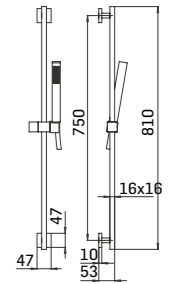
CODICE/CODE EURO

■ 0000PU40Q00K 354,90

Asta saliscendi con doccia getto a pioggia
Shower bar with rain jet handshower

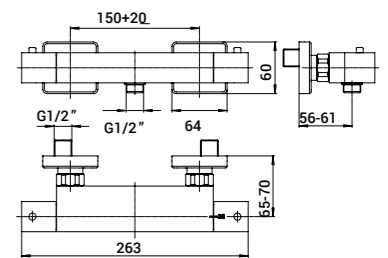
■ 00000352012K 99,70

Presse d'acqua a parete
Wall outlet



■ 30450000D121 296,60

Miscelatore termostatico esterno doccia, con rubinetto di regolazione e di chiusura con vitone a dischi ceramici e con limitatore di sicurezza a 38° C
Exposed thermostatic shower mixer temperature control handle with stop valve, water flow regulation and safety block at 38°C

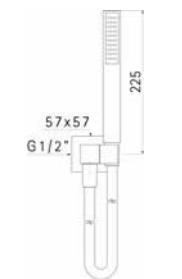


■ 0000PO400121 168,40

■ 0000FO40012G 310,50

■ 0000PO40012K 280,50

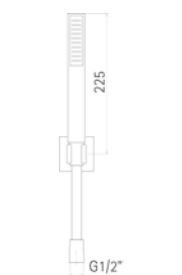
Accessorio doccia orientabile con presa acqua
Adjustable shower set, bracket with water outlet



■ 0000PD400001 177,50

■ 0000PD40000K 208,50

Accessorio doccia fisso
Fixed shower set



CODICE/CODE EURO



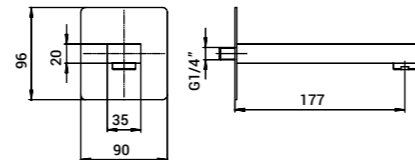
000003520121	61,90
00000352012K	99,70

Presa d'acqua a parete
Wall outlet



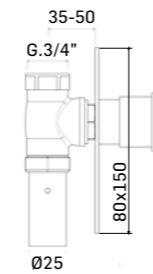
22170000D121	235,90
22170000D12K	294,30

Bocca di erogazione a parete
Wall-mounted spout



6641PE00C001	161,10
6641PE00C00K	228,70

Parte esterna per passo rapido incasso
Da completare con passo rapido da 3/4"o 1" - 6601PI0000*1
External components for concealed flushvalve G.3/4"
To be completed with 3/4"o 1" concealed flushvalve - 6601PI0000*1

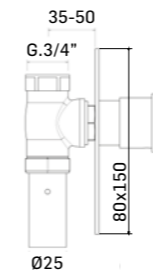


6601PI000031	59,90
--------------	-------

Parte grezza passo rapido
incasso da G.3/4" per WC
Assembly components G.3/4"
for concealed flushvalve


6601PI000041	71,40
--------------	-------

Parte grezza passo rapido
incasso da G.1" per WC
Assembly components G.1"
for concealed flushvalve




000004430051	36,80
00000443005G	82,60
00000443005K	68,70

Scarico per lavabo da 5/4" con comando a pressione,
con troppopieno, spessore installazione 30-45 mm
5/4" up&down system pop-up waste
for wash basin. On surfaces up 30-45 mm




Oggi, dopo 90 anni, la nostra filosofia è ancora la stessa:
sposare soluzioni creative e innovazione tecnologica con un design, una qualità ed un know how tutto italiano.



PAOLA&THE BATHROOM

DESIGNED BY
Paola Navone







#494300000001



#49470000C021



#294900000C21

CODICE/CODE EURO

■ 49430000001 224,50

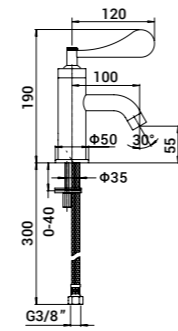
Miscelatore monocomando per lavabo senza scarico.
Leva cromo
Single lever basin mixer without pop-up waste. **Chrome lever**

Accessorio opzionale // Optional accessory 0000044300051
Scarico da 5/4" con comando a pressione // 5/4" up&down system pop up waste for wash basin



■ 494300000C01 224,50

Miscelatore monocomando per lavabo senza scarico.
Leva rossa
Single lever basin mixer without pop-up waste. **Red lever**



■ 4943S1500001 240,50

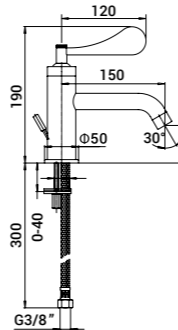
Miscelatore monocomando per lavabo senza scarico.
Leva cromo
Single lever basin mixer without pop-up waste. **Chrome lever**

Accessorio opzionale // Optional accessory 0000044300051
Scarico da 5/4" con comando a pressione // 5/4" up&down system popup waste for wash basin



■ 4943S1500C01 240,50

Miscelatore monocomando per lavabo senza scarico.
Leva rossa
Single lever basin mixer without pop-up waste. **Red lever**



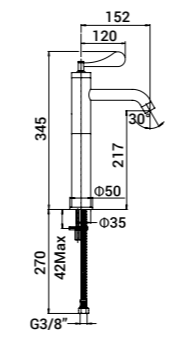
■ 494600000001 297,70

Miscelatore monocomando per lavabo alto, senza scarico.
Leva cromo
High single lever basin mixer, without pop-up waste. **Chrome lever**



■ 494600000C01 297,70

Miscelatore monocomando per lavabo alto, senza scarico.
Leva rossa
High single lever basin mixer, without pop-up waste. **Red lever**



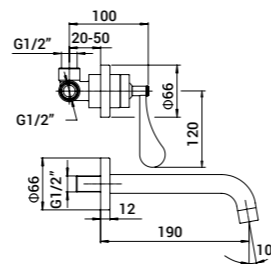
■ 494700000021 254,30

Miscelatore monocomando per lavabo a muro, composto da parte grezza, parte esterna di finitura e bocca a parete. **Leva cromo**
Wallmounted single lever basin mixer composed by assembly components and external components. **Chrome lever**



■ 494700000C21 254,30

Idem, **leva rossa**
Ditto, **red lever**



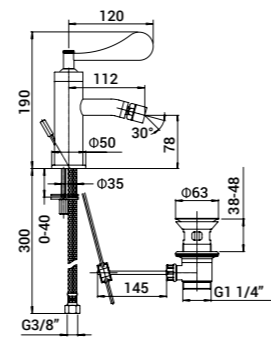
■ 594100000C51 240,50

Miscelatore monocomando per bidet con scarico da 5/4.
Leva cromo
Single lever bidet mixer with 5/4" pop-up waste. **Chrome lever**



■ 594100000C51 240,50

Miscelatore monocomando per bidet con scarico da 5/4.
Leva rossa
Single lever bidet mixer with 5/4" pop-up waste. **Red lever**



CODICE/CODE EURO

■ 1945PG110021 399,60

Miscelatore esterno per vasca con accessorio doccia.
Leva cromo
Exposed single lever bath mixer with shower set. **Chrome Lever**



■ 194500000021 302,30

Miscelatore esterno per vasca senza accessorio doccia.
Leva cromo
Exposed single lever bath mixer without shower set. **Chrome Lever**



■ 294900000021 305,80

Miscelatore da incasso per doccia con deviatore a 2 uscite, composto da parte grezza e parte esterna di finitura. **Leva cromo**
2-ways concealed single lever shower mixer, composed by assembly components and external components. **Chrome lever**



■ 394600000021 158,10

Miscelatore da incasso per doccia ad 1 uscita, composto da parte grezza e parte esterna di finitura. **Leva cromo**
1-way concealed single lever shower mixer, composed by assembly components and external components. **Chrome lever**



■ 394300000021 224,50

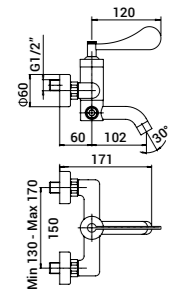
Miscelatore monocomando esterno doccia. **Leva cromo**
Single lever shower mixer. **Chrome lever**



PAOLA&THEBATHROOM

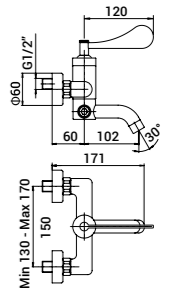
■ 1945PG110C21 399,60

Idem, **leva rossa**
Ditto, **red lever**



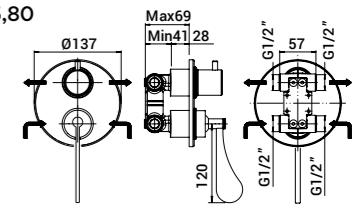
■ 194500000C21 302,30

Idem, **leva rossa**
Ditto, **red lever**



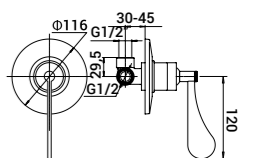
■ 294900000C21 305,80

Idem, **leva rossa**
Ditto, **red lever**



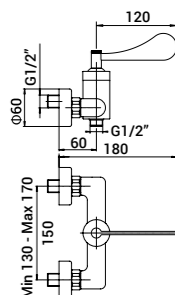
■ 394600000C21 158,10

Idem, **leva rossa**
Ditto, **red lever**



■ 394300000C21 224,50

Idem, **leva rossa**
Ditto, **red lever**

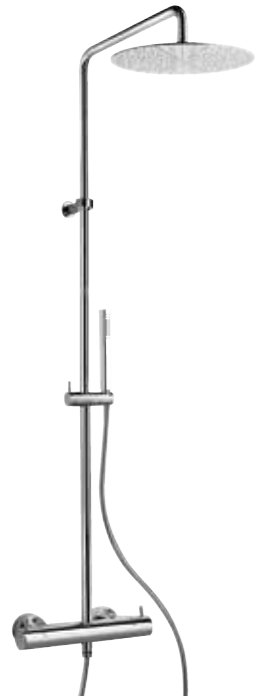
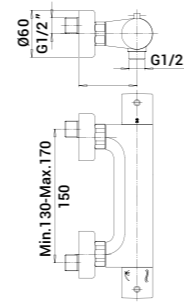


CODICE/CODE EURO



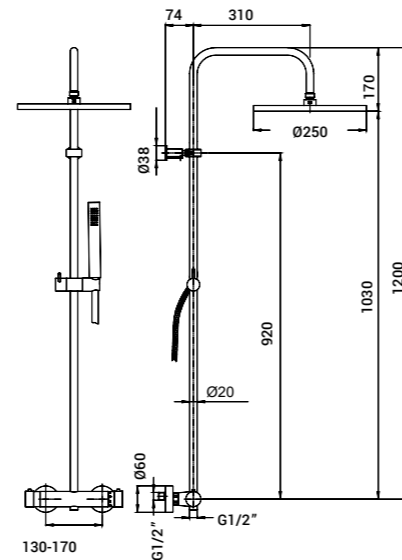
■ 30650000Z121 240,00

Miscelatore termostatico esterno doccia, con rubinetto di regolazione e di chiusura con vitone a dischi ceramici e con limitatore di sicurezza a 38°.
Exposed thermostatic shower mixer temperature control handle with stop valve, water flow regulation and safety block at 38°C.



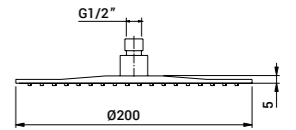
■ 382708220021 697,30

Colonna doccia, con miscelatore termostatico esterno con soffione Ø250 mm in acciaio inox e doccia monogetto.
Shower column with thermostatic mixer with Ø250 mm stainless steel shower head and handshower.



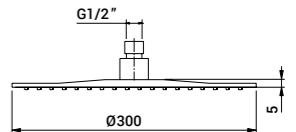
■ 00000834S001 94,00

Soffione Ø200 mm, in acciaio inox 18/10, getto a pioggia, sistema anticalcare.
Ø200 mm shower head, made of 18/10 stainless steel, rain jet with anti-lime system.



■ 00000835S001 182,10

Soffione Ø300 mm, in acciaio inox 18/10, getto a pioggia, sistema anticalcare.
Ø300 mm shower head, made of 18/10 stainless steel, rain jet with anti-lime system.

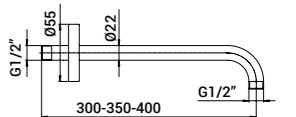


■ 00000830L351 50,50

Braccio in ottone tondo Ø22 mm per installazione a parete, L=350 mm
Brass shower arm, L= 350 mm

■ 00000830L401 53,90

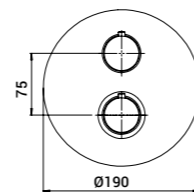
Braccio in ottone tondo Ø22 mm per installazione a parete, L=400 mm
Brass shower arm, L= 400 mm



■ 3249PE000001 241,60

Parte esterna di finitura per miscelatore termostatico incasso per doccia con deviatore a 2 uscite
External components for concealed thermostatic shower mixer 2-ways diverter

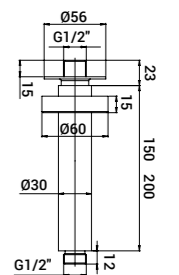
Da completare con gruppo termostatico da incasso 271000000027
To be completed with concealed thermostatic mixer 271000000027



■ 00000831H151 48,20

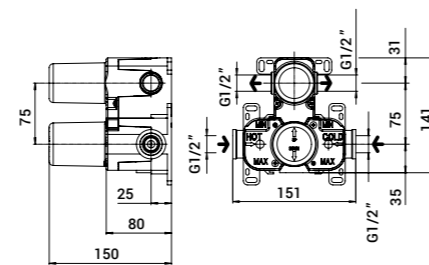
Braccio tondo Ø30 con fissaggio di sicurezza per installazione a soffitto L=150 mm
Ceiling shower arm with security fixing kit, L= 150 mm

Articolo raccomandato per soffioni da 300 mm e 400 mm
Recommended product for 300 mm and 400 mm shower head



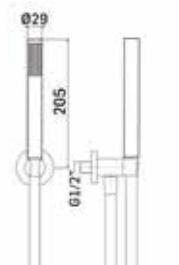
□ 271000000027 223,30

Gruppo doccia incasso termostatico universale con deviatore a 2 uscite
Universal built-in thermostatic shower mixer with 2 ways diverter



■ 0000PV290121 153,50

Accessorio doccia fisso con presa acqua.
Fixed shower set, bracket with water outlet.

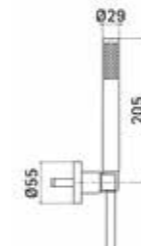




CODICE/CODE EURO

0000PG290001 108,80

Accessorio doccia fisso
Fixed shower set

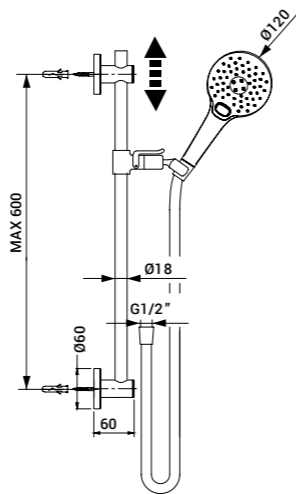


0000FN070001 194,70

Asta saliscendi con doccia
getto a pioggia
Shower bar with rain jet
handshower

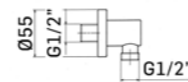
000003250121 57,30

Preso d'acqua a parete
Wall outlet



000003250121 57,30

Preso d'acqua a parete.
Wall outlet.



000004430051 36,80

Scarico per lavabo da 5/4" con comando a pressione,
con troppopieno, spessore installazione 30-45 mm
5/4" up&down system pop-up waste
for wash basin. On surfaces up 30-45 mm



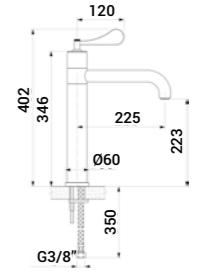
CODICE/CODE EURO

750000000001 491,20

Miscelatore monocomando
per lavello. **Leva cromo**
Single lever sink mixer.
Chrome lever

750000000C01 491,20

Miscelatore monocomando
per lavello. **Leva cromo**
Single lever sink mixer.
Chrome lever

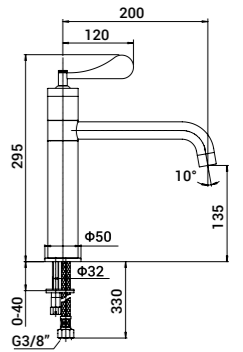


794500000001 305,80

Miscelatore monocomando
per lavello. **Leva cromo**
Single lever sink mixer.
Chrome lever

794500000001 305,80

Miscelatore monocomando
per lavello. **Leva cromo**
Single lever sink mixer.
Chrome lever

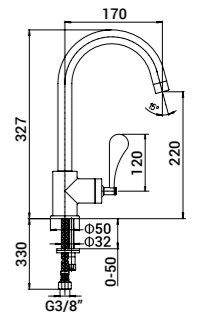


794100000001 305,80

Miscelatore monocomando
per lavello. **Leva cromo**
Single lever sink mixer.
Chrome lever

794100000C01 305,80

Miscelatore monocomando
per lavello. **Leva cromo**
Single lever sink mixer.
Chrome lever

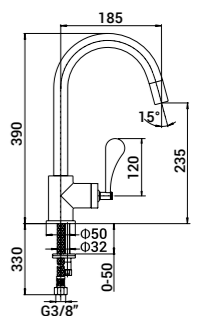


794700000001 342,40

Miscelatore monocomando per
lavello con doccia estraibile.
Leva cromo
Single lever sink mixer.
Chrome lever

794700000C01 342,40

Miscelatore monocomando
per lavello con doccia estraibile.
Leva rossa
Single lever sink mixer with pull out
handspray. **Red lever**






Cromo/Chrome


Inox spazzolato PVD/PVD Brushed Inox

Nero opaco/Matt black



SADLER

DESIGNED BY
Marc Sadler



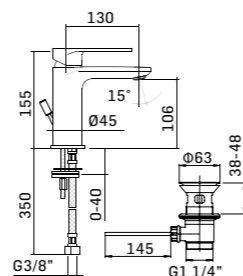


CODICE/CODE EURO

4601S1306051	209,60	4603S1306001	195,90
4601S130605K	253,10	4603S130600K	239,40
4601S130605F	285,00	4603S130600F	270,00

Miscelatore monocomando per lavabo con scarico da 5/4"
Single lever basin mixer with 5/4" pop-up waste

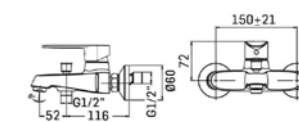
Idem, senza scarico
Ditto, without pop-up waste



CODICE/CODE EURO

1602PG116121	353,90
1602PG29612K	428,30
1602PG29612F	458,00

Miscelatore monocomando esterno per vasca con deviatore automatico ed accessorio doccia fisso
Exposed single lever bath mixer with automatic diverter and fixed shower set

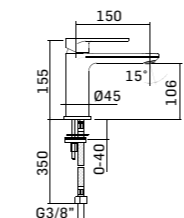


4603S1506001	222,20
4603S150600K	264,50

Miscelatore monocomando per lavabo senza scarico //
Single lever basin mixer without pop-up waste

Accessorio opzionale // Optional accessory 000004430005*

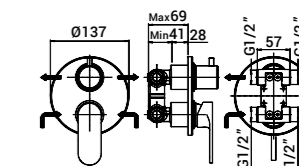
Scarico da 5/4" con comando a pressione //
5/4" up&down system popup waste for wash basin



2609PE006001	89,40
2609PE00600K	108,80
2609PE00600F	128,00

Parte esterna di finitura per miscelatore monocomando da incasso per doccia con deviatore manuale a 2 uscite
External components for concealed single lever shower mixer 2-ways manual diverter

Da completare con gruppo da incasso 27030000002*
To be completed with concealed mixer 27030000002*

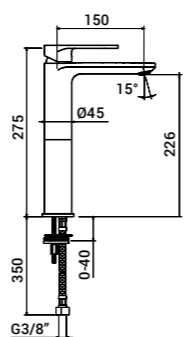


460600006001	421,40
46060000600K	480,90
46060000600F	490,00

Miscelatore monocomando per lavabo alto, senza scarico
High single lever basin mixer, without pop-up waste

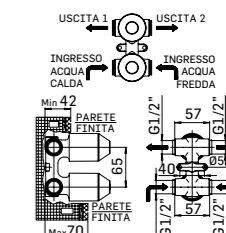
Accessorio opzionale // Optional accessory 000004430005*

Scarico da 5/4" con comando a pressione //
5/4" up&down system popup waste for wash basin



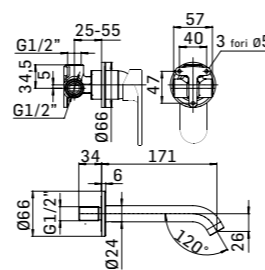
270300000021	129,40
27030000002K	168,40
27030000002F	205,00

Gruppo monocomando doccia da incasso con deviatore a 2 uscite
Concealed single lever shower mixer with 2-ways diverter



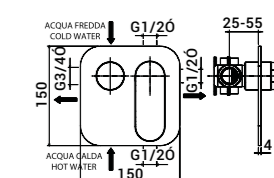
460700006121	205,00
46070000612K	267,00
46070000612F	350,00

Miscelatore monocomando da incasso per lavabo, composto da parte grezza, parte esterna di finitura e bocca a parete
Concealed single lever basin mixer, composed by assembly components, external components and wall mounted spout



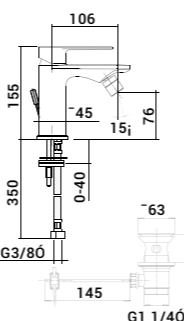
260800006021	254,30
26080000602K	336,70
26080000602F	356,00

Miscelatore monocomando incasso per doccia con deviatore automatico a 2 uscite, composto da parte grezza e parte esterna di finitura
Concealed single lever shower mixer with 2 ways automatic diverter composed by assembly components and external components



560100006051	209,60
56010000605K	253,10
56010000605F	270,00

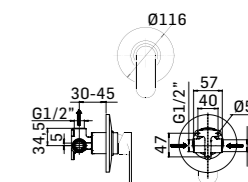
Miscelatore monocomando per lavabo con scarico da 5/4"
Single lever basin mixer with 5/4" pop-up waste



3606PE006001	74,50
3606PE00600K	85,90
3606PE00600F	105,90

Parte esterna di finitura per miscelatore monocomando da incasso per doccia ad 1 uscita
External components for concealed 1-way single lever shower mixer

Da completare con gruppo termostatico da incasso 37030000002
To be completed with concealed thermostatic mixer 37030000002

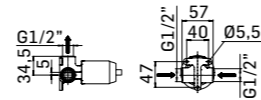


CODICE/CODE EURO



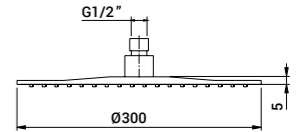
370300000021	49,30
37030000002K	79,10
37030000002F	96,30

Gruppo monocomando da incasso per doccia ad 1 uscita
Concealed 1-way single lever shower mixer



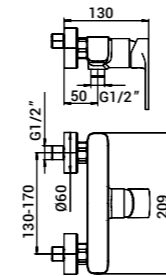
00000835S001	182,10
--------------	--------

Soffione Ø300 mm, in acciaio inox 18/10,
 getto a pioggia, sistema anticalcare.
*Ø300 mm shower head, made of 18/10 stainless steel,
 rain jet with anti-lime system.*



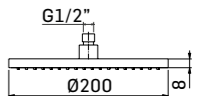
360100006021	249,60
36010000602K	301,20
36010000602F	321,20

Miscelatore monocomando esterno doccia
Single lever shower mixer



00000837S001	144,30
--------------	--------

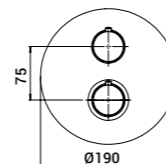
Soffione in ottone Ø200 mm, ispezionabile,
 getto a pioggia, sistema anticalcare
*Ø200 mm brass shower head,
 inspectable, rain jet with anti-lime system*



3249PE000001	241,60
3249PE00000K	314,90
3249PE00000F	354,90

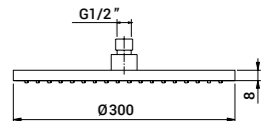
Parte esterna di finitura per miscelatore termostatico
 incasso per doccia con deviatore a 2 uscite
*External components for concealed
 thermostatic shower mixer 2-ways diverter*

Da completare con gruppo termostatico da incasso 271000000027
To be completed with concealed thermostatic mixer 271000000027



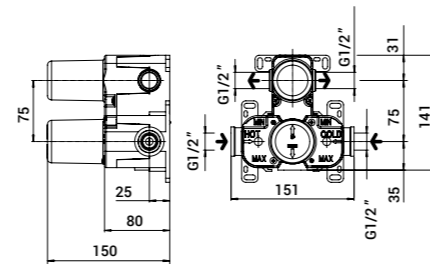
00000838S001	268,00
00000838S00K	372,10
00000838S00F	455,70

Soffione in ottone Ø300 mm, ispezionabile,
 getto a pioggia, sistema anticalcare
*Ø300 mm brass shower head,
 inspectable, rain jet with anti-lime system*



271000000027	223,30
--------------	--------

Gruppo doccia incasso termostatico universale
 con deviatore a 2 uscite
*Universal built-in thermostatic shower mixer
 with 2 ways diverter*

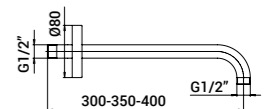


00000830L351	50,50
00000830L35K	103,10
00000830L35F	137,40

Braccio in ottone tondo
 Ø22 mm per installazione a
 parete, L=350 mm
Brass shower arm, L= 350 mm

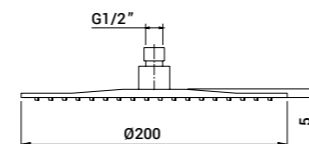
00000830L401	53,90
--------------	-------

Braccio in ottone tondo
 Ø22 mm per installazione a
 parete, L=400 mm
Brass shower arm, L= 400 mm



00000834S001	94,00
--------------	-------

Soffione Ø200 mm, in acciaio inox 18/10,
 getto a pioggia, sistema anticalcare
*Ø200 mm shower head, made of 18/10 stainless steel,
 rain jet with anti-lime system*

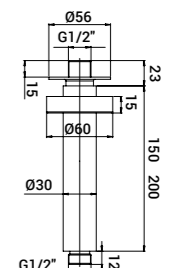


00000831H151	48,20
--------------	-------

Braccio tondo Ø30 con fissaggio
 di sicurezza per installazione a
 soffitto L=150 mm
*Ceiling shower arm with security
 fixing kit, L= 150 mm*

00000831H201	53,90
00000831H20K	103,10
00000831H20F	116,90

Braccio in ottone Ø30 mm con
 fissaggio di sicurezza per installazione
 a soffitto L=200 mm
*Brass shower arm with security fixing
 kit, L= 200 mm*

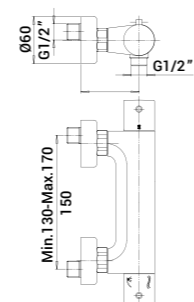


CODICE/CODE EURO



■ 30650000Z121 240,00

Miscelatore termostatico esterno doccia, con rubinetto di regolazione e di chiusura con vitone a dischi ceramici e con limitatore di sicurezza a 38°
Exposed thermostatic shower mixer temperature control handle with stop valve, water flow regulation and safety block at 38°C

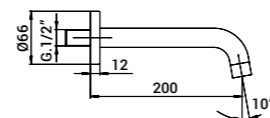


■ 22610000Z121 167,20

■ 22610000Z12K 206,10

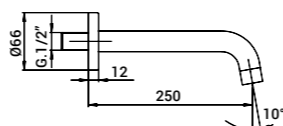
■ 22610000Z12F 251,90

Bocca di erogazione a parete
Wall-mounted spout - L=200 mm



■ 2261S250Z121 224,50

Bocca di erogazione a parete
Wall-mounted spout - L=250 mm



■ 2261S140Z121 174,10

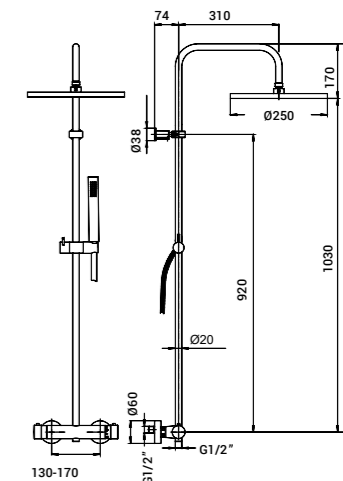
Bocca di erogazione a parete
Wall-mounted spout - L=140 mm



CODICE/CODE EURO

■ 38300832002K 961,70

Colonna doccia con miscelatore termostatico esterno con deviatore integrato, soffione Ø200 mm regolabile in altezza con interasse fisso ed accessorio doccia
Shower column with thermostatic mixer, integrated diverter and adjustable Ø200 mm shower head and shower set, fixed centres

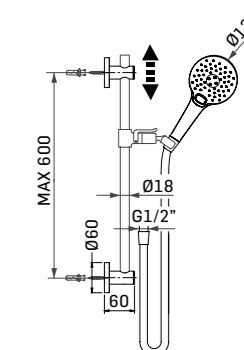


■ 0000FN070001 194,70

Asta saliscendi con doccia a 3 getti
Shower bar with 3-jets handshower

■ 000003250121 57,30

Presse d'acqua a parete
Wall outlet

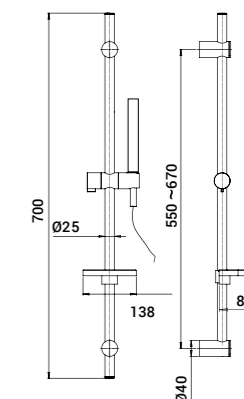


■ 0000PW29000K 269,10

Asta saliscendi con doccia getto a pioggia
Shower bar with rain jet handshower

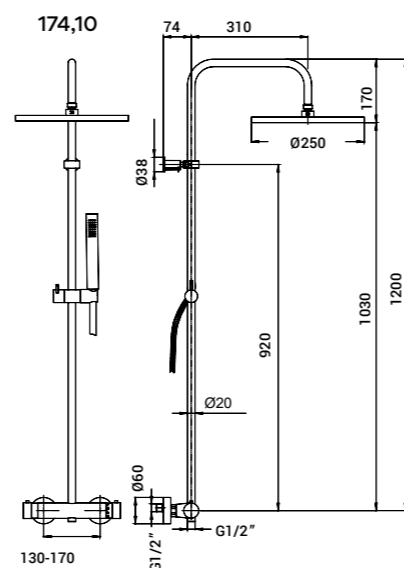
■ 00000325012K 74,50

Presse d'acqua a parete
Wall outlet



■ 382708220021 697,30

Colonna doccia, con miscelatore termostatico esterno con soffione Ø250 mm in acciaio inox e doccia monogetto
Shower column with thermostatic mixer with Ø250 mm stainless steel shower head and handshower

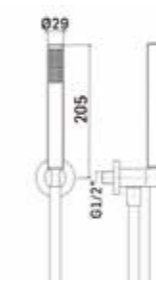




CODICE/CODE EURO

0000PV290121	153,50
0000PV29012K	176,40
0000PV29012F	231,40

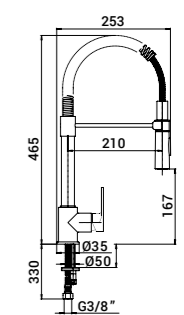
Accessorio doccia fisso con presa acqua.
Fixed shower set, bracket with water outlet.



CODICE/CODE EURO

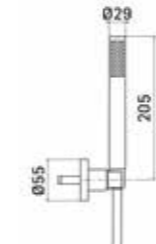
760500006001	349,20
--------------	--------

Miscelatore monocomando per lavello con doccia orientabile
Single lever sink mixer with adjustable handspray



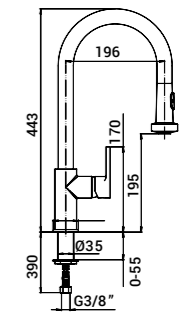
0000PG290001	108,80
0000PG29000K	142,10
0000PG29000F	162,70

Accessorio doccia fisso.
Fixed shower set.



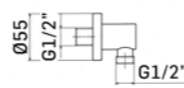
760800006001	451,20
--------------	--------

Miscelatore monocomando lavello con doccia estraibile
Single lever sink mixer with pull out handspray



000003250121	57,30
00000325012K	74,50
00000325012F	100,80

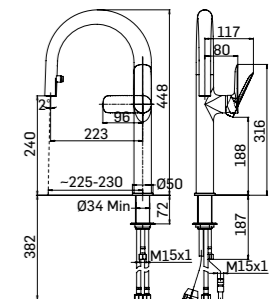
Presa d'acqua a parete.
Wall outlet.



760300006001	432,00
--------------	--------

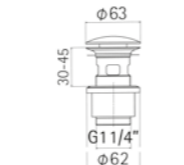
Miscelatore monocomando per lavello con doccia estraibile a due getti
Single lever sink mixer with pull out 2-jets handspray

NEW



000004430051	36,80
00000443005K	68,70
00000443005F	82,60

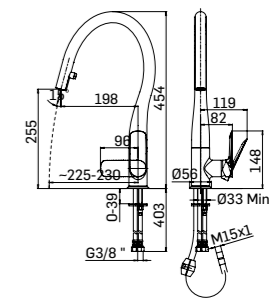
Scarico per lavabo da 5/4" con comando a pressione, con troppopieno, spessore installazione 30-45 mm
5/4" up&down system pop-up waste for wash basin. On surfaces up 30-45 mm



760400006001	459,00
--------------	--------

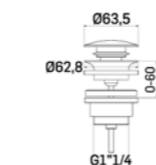
Miscelatore monocomando per lavello con doccia estraibile a due getti
Single lever sink mixer with pull out 2-jets handspray

NEW



000004940051	49,30
00000494005K	80,20
00000494005F	103,10

Scarico per lavabo da 5/4" a vite, con comando a pressione, spessore installazione 0-60 mm.
5/4" up&down system pop-up waste for wash basin. On surfaces up 0-60 mm.





HEXAGONAL

DESIGNED BY
Storage Associati

Ottone naturale/Rough brass



#456900000027



#456600000007

HEXAGONAL



HEXAGONAL



#456500000057 - #356000000027 - #0000FH460027 - #000008260027




#456500000057

HEXAGONAL



HEXAGONAL



#356000000027 - #000008260027



#456900000027

HEXAGONAL



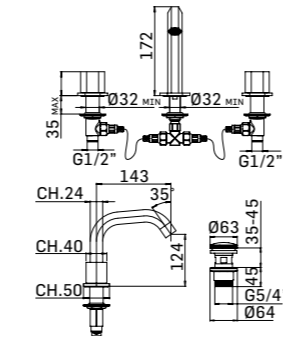




CODICE/CODE EURO

■ 456500000057 650,00

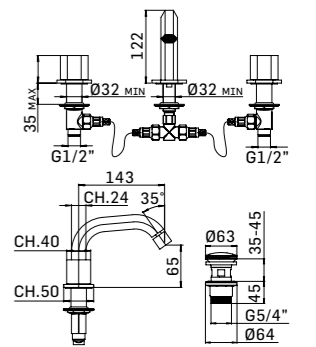
Batteria per lavabo a 3 fori con movimenti ceramici e scarico da 5/4" con comando a pressione
3-holes basin mixer with ceramic discs valves and 5/4" up&down system pop-up waste



CODICE/CODE EURO

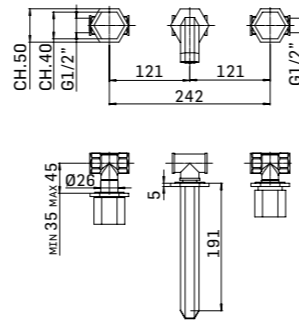
■ 556500000057 670,00

Batteria per bidet a 3 fori con scarico da 5/4" con comando a pressione
3-holes bidet mixer with 5/4" up&down system pop-up waste



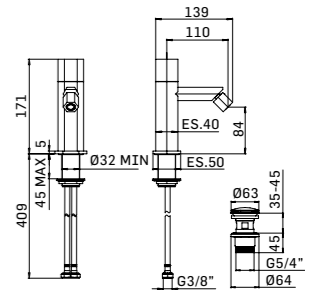
■ 456900000027 600,00

Batteria per lavabo a muro con movimenti ceramici
Wall-mounted basin mixer with ceramic discs valves



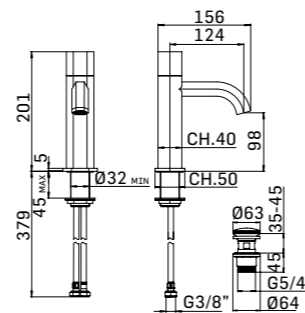
■ 556100000057 470,00

Miscelatore da bidet a miscelazione progressiva con scarico da 5/4" con comando a pressione
Single lever bidet mixer with progressive cartridge and 5/4" up&down system pop-up waste



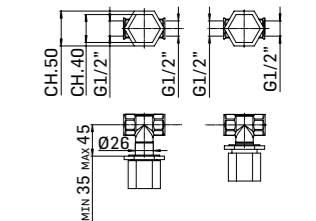
■ 456100000057 450,00

Miscelatore da lavabo a miscelazione progressiva con scarico da 5/4" con comando a pressione
Single lever basin mixer with progressive cartridge and 5/4" up&down system pop-up waste



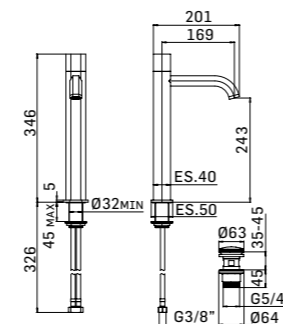
■ 255500000027 310,00

Coppia rubinetti da incasso diritti da G1/2"
1/2" pair of straight stop-cocks



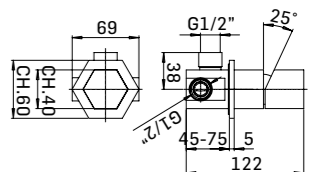
■ 456600000007 580,00

Miscelatore da lavabo a miscelazione progressiva senza scarico
Single lever basin mixer with progressive cartridge without pop-up waste



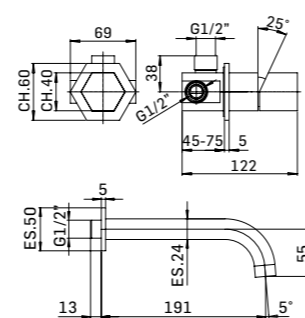
■ 356000000027 360,00

Miscelatore doccia da incasso ad una uscita
Built-in shower mixer 1-way



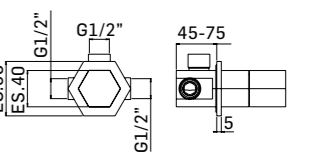
■ 456700000027 650,00

Miscelatore monocomando da incasso per lavabo con bocca di erogazione a parete
Concealed single lever basin mixer with wall mounted spout



■ 255200000027 390,00

Deviatore da incasso a 2 uscite
Concealed 2-ways diverter

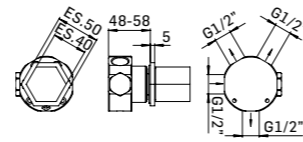




CODICE/CODE EURO

25530000027 450,00

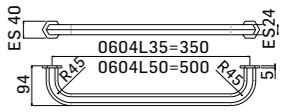
Deviatore da incasso a 3 uscite
Concealed 3-ways diverter



CODICE/CODE EURO

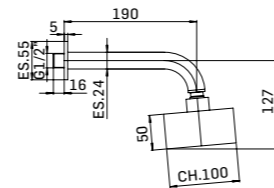
0000604L507 400,00

Portasalviette 50 cm
Towel holder cm 50



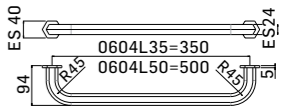
00008260027 570,00

Soffione doccia getto a pioggia, con braccio per installazione a parete
Head shower with wall mounted shower arm



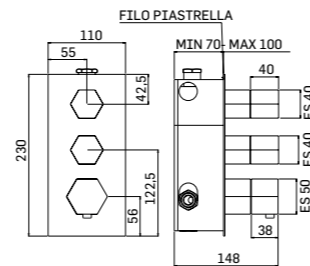
0000604L357 330,00

Portasalviette 35 cm
Towel holder cm 35



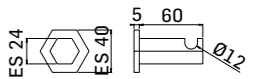
35500000027 900,00

Miscelatore termostatico incasso per doccia a due uscite,
2 rubinetti di intercettazione
Concealed thermostatic shower mixer 2-ways



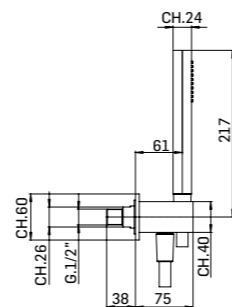
00006030007 140,00

Appendiabiti
Hook



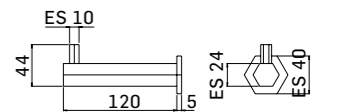
0000PH460027 350,00

Accessorio doccia fisso con presa acqua
Fixed shower set, bracket with water outlet



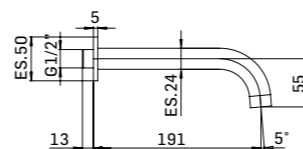
00006050007 150,00

Porta rotolo
Toilet paper holder



22550000027 290,00

Deviatore da incasso a 3 uscite
Concealed 3-ways diverter



HIPSTER

DESIGNED BY
Mamoli R&D





#25180000002K+22720000002K+22610000Z12K



#38070822002K





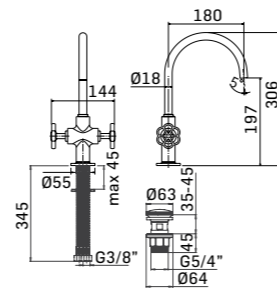
HIPSTER



CODICE/CODE EURO

- 423800000051 353,90
- 42380000005K 442,00

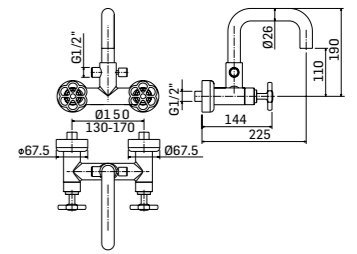
Miscelatore monoforo per lavabo con collo girevole e scarico da 5/4"
 Single hole basin mixer with swivel spout and 5/4" pop-up waste



CODICE/CODE EURO

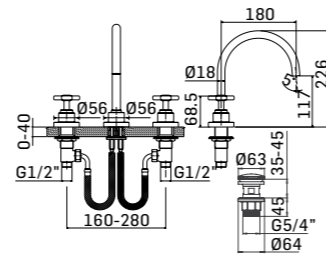
- 121800000021 429,30
- 12180000002K 603,40

Miscelatore tradizionale esterno per vasca con deviatore automatico senza accessorio doccia
 Exposed bath mixer with automatic diverter without shower set



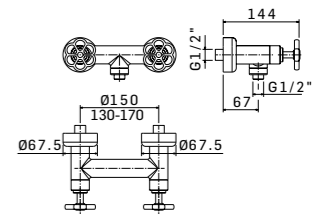
- 451800000051 396,20
- 45180000005K 539,30

Batteria per lavabo a 3 fori con scarico da 5/4"
 3-holes basin mixer with 5/4" pop-up waste



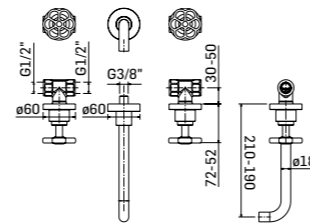
- 321800000021 373,30
- 32180000002K 507,20

Miscelatore tradizionale esterno per doccia
 Exposed shower mixer



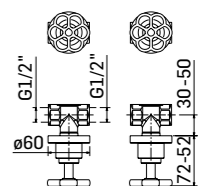
- 451700000021 377,00
- 45170000002K 447,70

Batteria per lavabo a muro
 Wall-mounted basin mixer



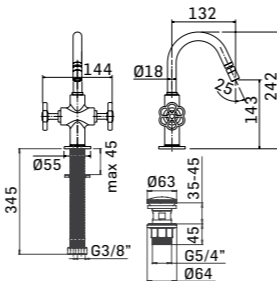
- 251800000021 232,50
- 25180000002K 309,10

Coppia rubinetti da incasso diritto da 1/2"
 Pair 1/2" straight stop-cock



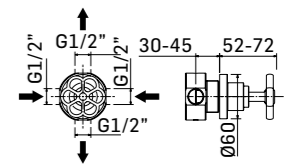
- 523800000051 353,90
- 52380000005K 442,00

Miscelatore monoforo per bidet con collo girevole e scarico da 5/4"
 Single hole bidet mixer with swivel spout and 5/4" pop-up waste



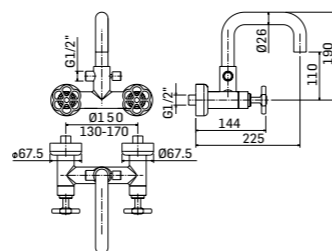
- 227200000021 309,10
- 22720000002K 366,40

Deviatore da incasso a 2 vie, composto da parte grezza e parte esterna di finitura
 Concealed 2-ways diverter composed by assembly components and external components



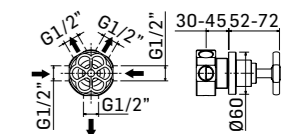
- 1218PG290021 526,70
- 1218PG29002K 716,70

Miscelatore tradizionale esterno per vasca con deviatore automatico e accessorio doccia
 Exposed bath mixer with manual diverter and shower set



- 227300000021 335,50
- 22730000002K 391,70

Deviatore da incasso a 3 vie, composto da parte grezza e parte esterna di finitura
 Concealed 3-ways diverter composed by assembly components and external components

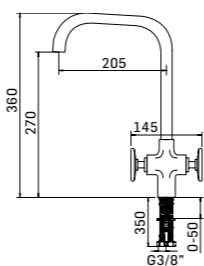




CODICE/CODE EURO

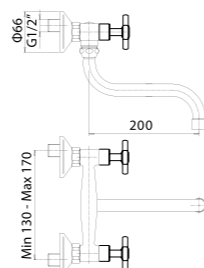
■ 7218000000F	429,30
■ 72180000006	429,30
■ 72180000001	309,10

Miscelatore tradizionale monoforo per lavello con collo girevole
Single hole sink mixer with swivel spout



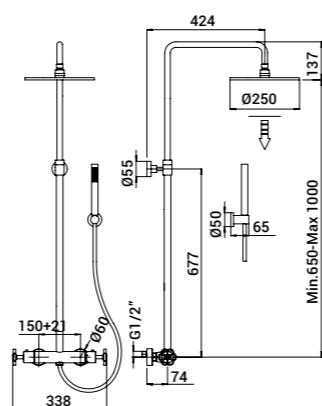
■ 723807410021	220,40
----------------	--------

Miscelatore tradizionale a parete per lavello con collo girevole
Wall-mounted sink mixer with swivel spout



■ 380708220021	950,20
■ 38070822002K	1.190,60

Colonna doccia con miscelatore termostatico esterno con deviatore integrato, soffione regolabile in altezza con interasse fisso ed accessorio doccia
Shower column with thermostatic mixer, integrated diverter and adjustable shower head and shower set, fixed centres

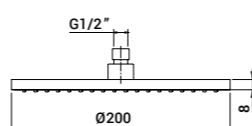


■ 00000837S001	144,30
----------------	--------

Soffione in ottone Ø200 mm, ispezionabile, getto a pioggia, sistema anticalcare
Ø200 mm brass shower head, inspectable, rain jet with anti-lime system

■ 00000838S001	268,00
■ 00000838S00K	372,10

Soffione in ottone Ø300 mm, ispezionabile, getto a pioggia, sistema anticalcare
Ø300 mm brass shower head, inspectable, rain jet with anti-lime system



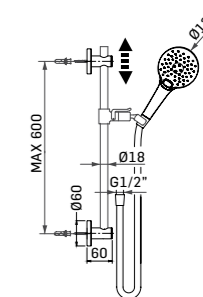
CODICE/CODE EURO

■ 0000FN070001	194,70
----------------	--------

Asta saliscendi con doccia a 3 getti
Shower bar with 3-jets handshower

■ 000003250121	57,30
----------------	-------

Presina d'acqua a parete
Wall outlet



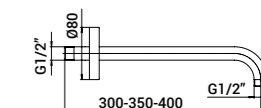
■ 00000830L351	50,50
----------------	-------

Braccio in ottone tondo Ø22 mm per installazione a parete, L=350 mm
Brass shower arm, L= 350 mm

■ 00000830L35K	103,10
----------------	--------

Braccio in ottone tondo Ø22 mm per installazione a parete, L=400 mm
Brass shower arm, L= 400 mm

■ 00000830L401	53,90
----------------	-------



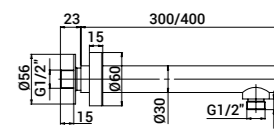
■ 00000348L301	100,80
----------------	--------

Braccio in ottone Ø30 mm con fissaggio di sicurezza per installazione a parete L=300 mm
Brass shower arm with security fixing kit, L= 300 mm

Articolo raccomandato per soffioni da 300 mm e 400 mm
Recommended product for 300 mm and 400 mm shower head

■ 00000348L401	118,00
----------------	--------

Braccio in ottone Ø30 mm con fissaggio di sicurezza per installazione a parete L=400 mm
Brass shower arm with security fixing kit, L= 400 mm

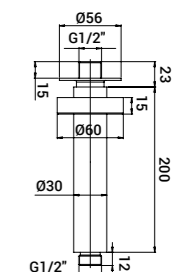


■ 00000831H201	53,90
----------------	-------

Braccio tondo Ø30 con fissaggio di sicurezza per installazione a soffitto L=150 mm
Ceiling shower arm with security fixing kit, L= 150 mm

Articolo raccomandato per soffioni da 300 mm e 400 mm
Recommended product for 300 mm and 400 mm shower head

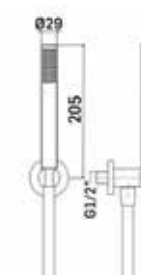
■ 00000831H20K	103,10
----------------	--------



■ 0000PV290121	153,50
----------------	--------

Accessorio doccia fisso con presa acqua.
Fixed shower set, bracket with water outlet.

■ 0000PV29012K	176,40
----------------	--------






CODICE/CODE EURO

■	0000PG290001	108,80
■	0000PG29000K	142,10

Accessorio doccia fisso.
Fixed shower set.



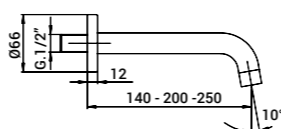
■	000003250121	57,30
■	00000325012K	74,50

Presa d'acqua a parete.
Wall outlet.



■	22610000Z121	167,20
■	22610000Z12K	206,10

Bocca di erogazione a parete
Wall-mounted spout - L=190 mm



■	2261S250Z121	224,50
---	--------------	--------

Bocca di erogazione a parete
Wall-mounted spout - L=250 mm


■	2261S140Z121	174,10
---	--------------	--------

Bocca di erogazione a parete
Wall-mounted spout - L=140 mm



■	000004430051	36,80
■	00000443005K	68,70

Scarico per lavabo da 5/4" con comando a pressione,
con troppopieno, spessore installazione 30-45 mm
5/4" up&down system pop-up waste for wash basin.
On surfaces up 30-45 mm



EPOCA

DESIGNED BY
Mamoli R&D







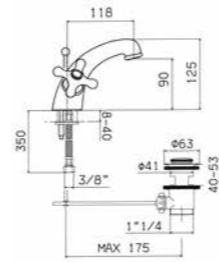




CODICE/CODE EURO

■ 44160000E151 245,10

Miscelatore per lavabo con movimenti ceramici e scarico da 5/4"
Single hole basin mixer with ceramic discs valves and pop-up waste



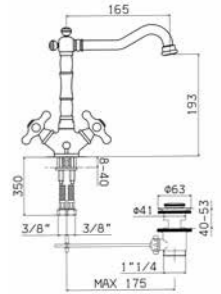
CODICE/CODE EURO

■ 44360725E251 256,50

Miscelatore per lavabo con movimenti ceramici e scarico da 5/4"
Single hole basin mixer with ceramic discs valves and 5/4" pop-up waste

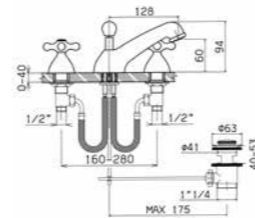
■ 44380725E201 231,40

Miscelatore per lavabo con movimenti ceramici senza scarico
Single hole basin mixer with ceramic discs valves without pop-up waste



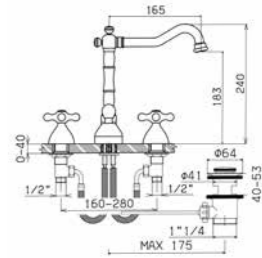
■ 45350000E051 303,40

Batteria per lavabo a 3 fori con movimenti ceramici e scarico da 5/4"
3-holes basin mixer with ceramic discs valves and 5/4" pop-up waste



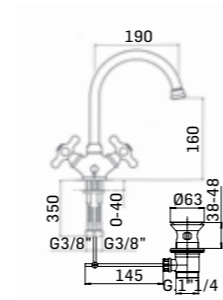
■ 45750725E251 368,80

Miscelatore per lavabo con movimenti ceramici e scarico da 5/4"
Single hole basin mixer with ceramic discs valves and 5/4" pop-up waste



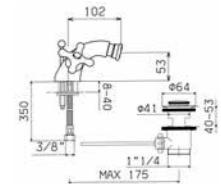
■ 44360724E151 191,30

Miscelatore per lavabo con movimenti ceramici e scarico da 5/4"
Single hole basin mixer with ceramic discs valves and pop-up waste



■ 54960000E051 242,80

Miscelatore monoforo per bidet con movimenti ceramici e scarico da 5/4"
Single hole bidet mixer with ceramic discs valves and 5/4" pop-up waste

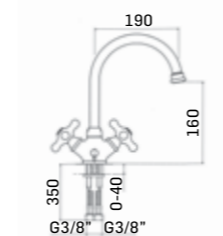


■ 44380724E101 174,10

■ 44380724E10R 191,30

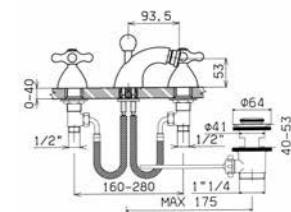
■ 44380724E10T 191,30

Miscelatore monoforo per lavabo/lavello con movimenti ceramici, senza scarico
Single hole basin/sink mixer with ceramic discs valves without pop-up waste



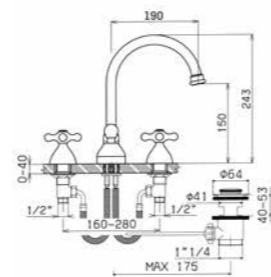
■ 55450000E051 304,60

Batteria per bidet a 3 fori con movimenti ceramici e scarico da 5/4"
3-holes bidet mixer with ceramic discs valves and 5/4" pop-up waste



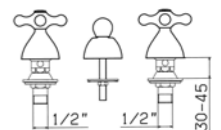
■ 45750724E251 303,40

Miscelatore per lavabo con movimenti ceramici e scarico da 5/4"
Single hole basin mixer with ceramic discs valves and 5/4" pop-up waste



■ 55590000E051 183,20

Batteria per bidet con movimenti ceramici e scarico da 5/4"
3-holes bidet mixer with ceramic discs valves and 5/4" pop-up waste

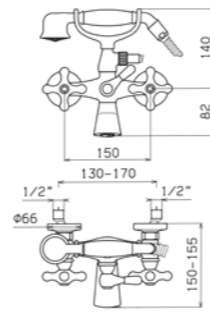




CODICE/CODE EURO

1029F311E021 400,70

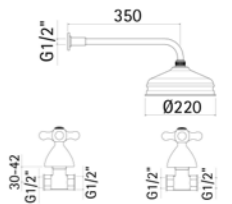
Miscelatore tradizionale esterno per vasca con movimenti ceramici e doccia a mano
Exposed bath mixer with ceramic discs valves and handshower



CODICE/CODE EURO

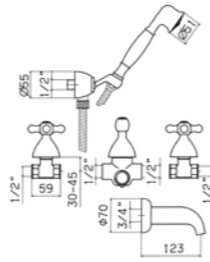
38750349E021 641,10

Batteria incasso per doccia con movimenti ceramici, soffione Ø220
Concealed shower mixers with ceramic discs valves, Ø220 mm wall fixing shower head



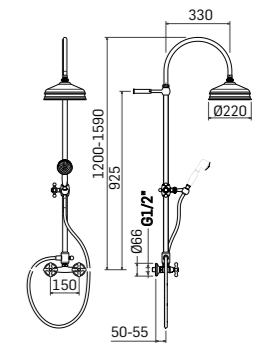
2875FT11E021 480,00

Batteria incasso per vasca con movimenti ceramici, completa di bocca a parete e accessorio doccia
Concealed bath mixers with ceramic discs valves, wall-mounted spout and shower set



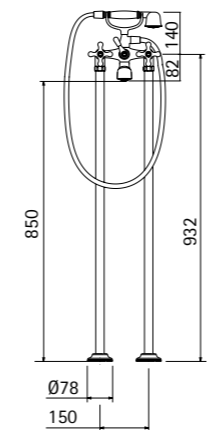
3036F311E021 1.355,00

Colonna doccia con miscelatore tradizionale, con con movimenti ceramici, soffione Ø220 getto a pioggia, sistema anticalcare e accessorio doccia
Shower bar with exposed shower mixer with ceramic discs valves, Ø220 mm rain jet anti-lime shower head and handshower



1039F311E021 1.310,00

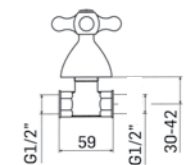
Miscelatore tradizionale per vasca con colonne a pavimento, con accessorio doccia
Free standing bath mixer with handshower



2126PE00E001 35,00

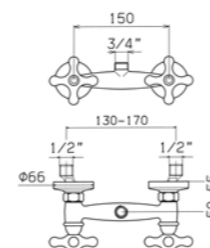
Maniglia e cappuccio per rubinetto da incasso diritto da G1/2"
Handles and cap for G1/2" straight stop-cocks

Da completare con rubinetto da incasso 2126PI000027
To be completed with concealed tap 2126PI000027



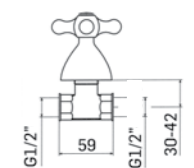
3039M000E121 157,00

Miscelatore tradizionale esterno per doccia con movimenti ceramici
Exposed shower mixer with ceramic discs valves



2126PI000027 39,00

Rubinetto da incasso diritto da G1/2" con movimento ceramico
1/2" straight stop-cock with ceramic discs valve

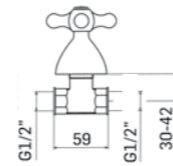




CODICE/CODE EURO

■ 212200000031 73,40

Rubinetto da incasso diritto da G3/4" movimento tradizionale
G3/4" straight stop-cock with traditional headvalves

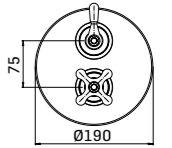


CODICE/CODE EURO

■ 3018PE000001 269,10

Parte esterna di finitura per miscelatore termostatico
incasso per doccia con deviatore a 2 uscite
*External components for concealed thermostatic
shower mixer 2-ways diverter*

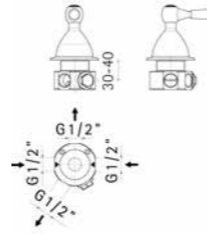
Da completare con gruppo da incasso 271000000027
To be completed with concealed mixer 271000000027



■ 2233PE00E001 40,00

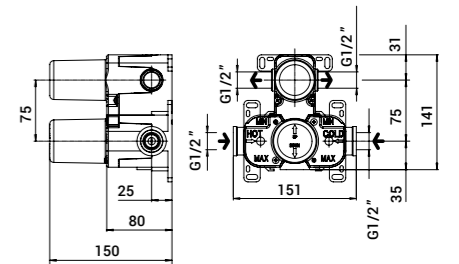
Maniglia e cappuccio per deviatore da incasso a 2 uscite
Handle and cap for concealed 2-ways diverter

Da completare con deviatore da incasso 2233PI000027
To be completed with concealed diverter 2233PI000027



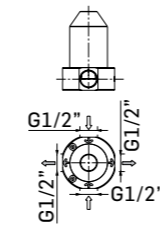
□ 271000000027 223,30

Gruppo doccia incasso termostatico universale
con deviatore a 2 uscite
*Universal built-in thermostatic shower mixer
with 2 ways diverter*



□ 2233PI000027 191,40

Deviatore da incasso a 2 uscite
Concealed 2-ways diverter

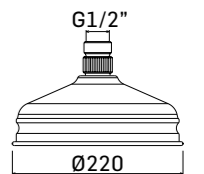


■ 00000349S001 366,40

Soffione in ottone Ø220 mm,
getto a pioggia, sistema anticalcare
*Ø220 mm brass shower head, rain
jet with anti-lime system*

■ 00000381S001 251,90

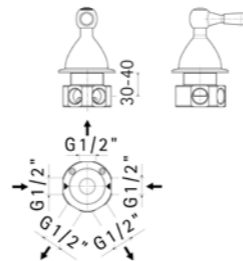
Soffione in ottone Ø150 mm,
getto a pioggia
*Ø150 mm brass shower
head, rain jet*



■ 2232PE00E001 40,00

Maniglia e cappuccio per deviatore da incasso a 2 uscite
Handle and cap for concealed 2-ways diverter

Da completare con deviatore da incasso 2232PI000027
To be completed with concealed diverter 2232PI000027

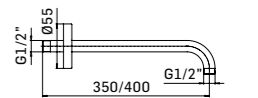


■ 00000830L351 50,50

Braccio in ottone tondo
Ø22 mm per installazione a
parete, L=350 mm
Brass shower arm, L= 350 mm

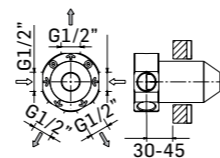
■ 00000830L401 53,90

Braccio in ottone tondo
Ø22 mm per installazione a
parete, L=400 mm
Brass shower arm, L= 400 mm



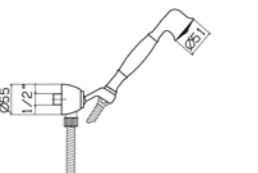
□ 2232PI000027 191,40

Deviatore da incasso a 3 uscite
Concealed 3-ways diverter



■ 0000FT110001 114,50

Set doccia con presa acqua
Shower set, bracket with water outlet



CODICE/CODE EURO

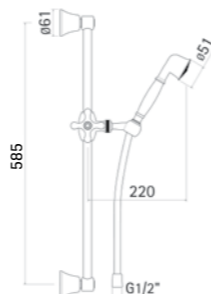


■ 0000FE110001 223,30

Asta saliscendi con doccia getto a pioggia
Shower bar with rain jet handshower

■ 000003540021 28,70

Presca d'acqua a parete
Wall outlet

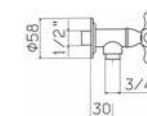


CODICE/CODE EURO



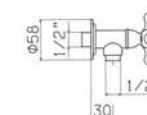
■ 31790000E021 68,70

Rubinetto a squadra con movimento ceramico
Square tap with ceramic discs valves
- Entrata 1/2" M, uscita 1/2" M.
Inlets G.1/2" M, outlet 1/2" M.



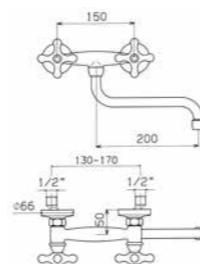
■ 31750000E021 66,50

Rubinetto a squadra con movimento ceramico
Square tap with ceramic discs valves
- Entrata 1/2" M, uscita 1/2" M.
Inlets G.1/2" M, outlet 1/2" M.



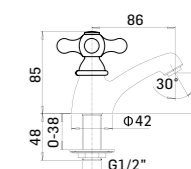
■ 70350741E121 178,70

Miscelatore tradizionale a parete per lavello
con movimenti ceramici
Wall-mounted sink mixer with ceramic discs valves



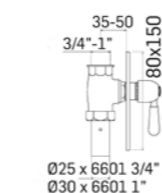
■ 41470000E121 65,40

Rubinetto per lavabo
Wash basin tap



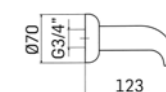
■ 6601PE00E001 70,70

Parte esterna per passo rapido incasso
Da completare con passo rapido da 3/4"o 1" - 6601PI0000*7
External components for concealed flushvalve G.3/4"
To be completed with 3/4"o 1" concealed flushvalve



■ 222500000031 67,70

Bocca di erogazione a parete
Wall-mounted spout

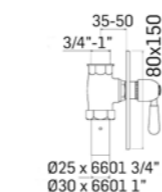


□ 6601PI000031 59,90

Parte grezza passo rapido
incasso da G.3/4" per WC
Assembly components G.3/4"
for concealed flushvalve

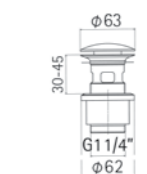
□ 6601PI000041 71,40

Parte grezza passo rapido
incasso da G.1" per WC
Assembly components G.1"
for concealed flushvalve



■ 000004430051 36,80

Scarico per lavabo da 5/4" con comando a pressione,
con troppopieno, spessore installazione 30-45 mm
5/4" up&down system pop-up waste
for wash basin. On surfaces up 30-45 mm





MADEMOISELLE

DESIGNED BY
Mamoli R&D





#296200000029



#296200000029



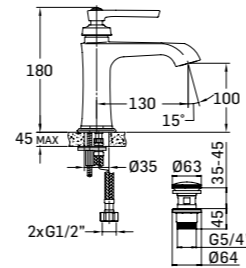
#146500000009



CODICE/CODE EURO

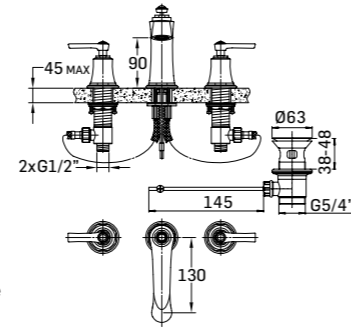
496100000051	330,00
49610000005K	495,00
496100000059	495,00

Miscelatore monocomando per lavabo con scarico da 5/4" con comando a pressione
Single lever basin mixer with 5/4" up&down system popup waste



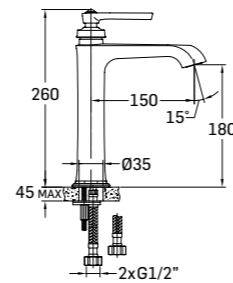
496500000051	482,00
496500000059	667,00

Batteria per lavabo a 3 fori con scarico da 5/4" con comando a pressione
3-holes basin mixer with 5/4" up&down system pop-up waste



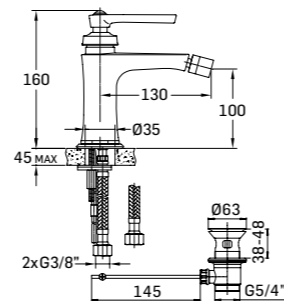
496600000001	391,00
49660000000K	546,00
496600000009	546,00

Miscelatore monocomando per lavabo alto senza scarico
High single lever basin mixer with pop-up waste



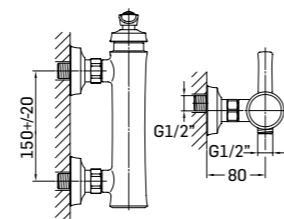
596100000051	357,00
--------------	--------

Miscelatore monocomando per bidet con scarico da 5/4" con comando a pressione
Single lever basin bidet with 5/4" pop-up waste



396300000021	450,00
39630000002K	544,00
396300000029	544,00

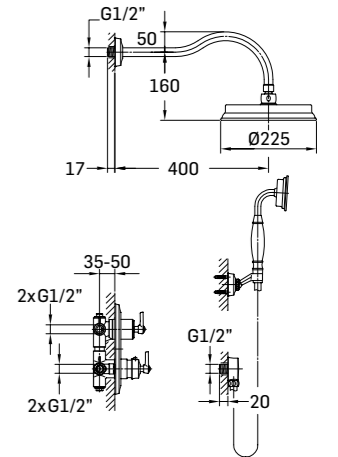
Miscelatore monocomando esterno per doccia
Exposed single lever shower mixer



CODICE/CODE EURO

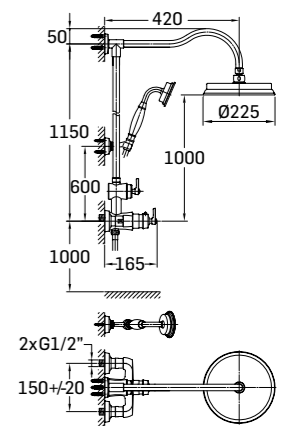
296200000021	1.271,00
296200000029	1.704,00

Kit doccia composto da miscelatore termostatico incasso per doccia con deviatore a 2 uscite, soffione Ø225 mm., accessorio doccia snodato e presa acqua
Shower set composed by built in thermostatic shower mixer 2-ways diverter, shower head Ø225 mm, adjustable shower bracket and water outlet



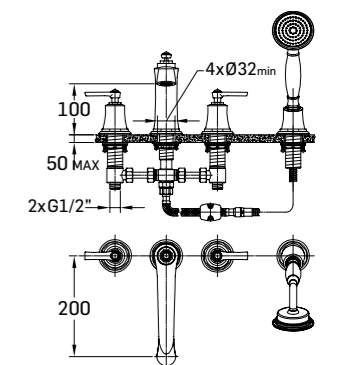
296700000021	1225,00
29670000002K	1700,00
296700000029	1700,00

Colonna doccia con miscelatore termostatico esterno con deviatore integrato, soffione Ø225 mm. con interasse fisso ed accessorio doccia
Shower column with thermostatic mixer, integrated diverter and Ø225 mm. shower head and shower set, fixed centres



146100000021	640,00
146100000029	915,00

Batteria per bordo vasca
Deck-mounted bath mixer



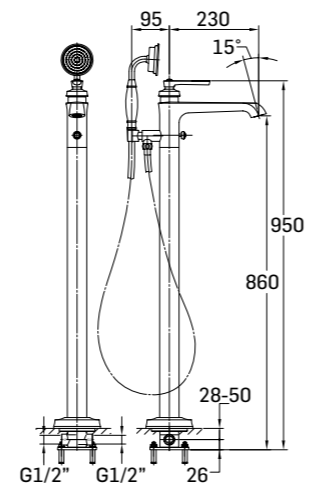
CODICE/CODE EURO



- 14650000001 1760,00
- 14650000009 2413,00

Miscelatore monocomando esterno a colonna da pavimento con accessorio doccia
Free standing single lever bath mixer with handshower

- Corpo da posare sottotraccia incluso
- *Buit-in body included*

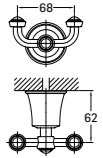


CODICE/CODE EURO



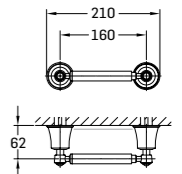
- 000006970101 66,00
- 000006970109 90,00

Portabiti
Hook



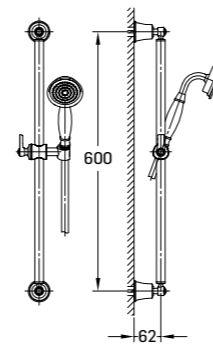
- 000006900101 80,00
- 000006900109 105,00

Portarotolo
Toilet paper holder



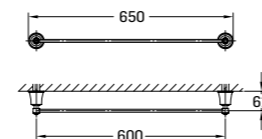
- 0000FE18M001 295,00
- 0000FE18M00K 450,00
- 0000FE18M009 450,00

Asta saliscendi con doccia a getto pioggia
Shower bar with rain jet handshower



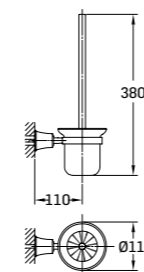
- 000006910101 95,00
- 000006910109 124,00

Portasalviette
Towel bar



- 000006930101 104,00
- 000006930109 140,00

Portascopino
Toilet brush set





COUNTRY

DESIGNED BY
Mamoli R&D



#429600000001



#42930000000K



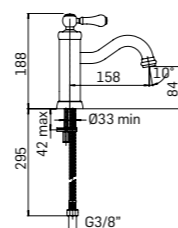
CODICE/CODE EURO

■ 429300000001	206,10
■ 42930000000K	268,00

Miscelatore monocomando per lavabo senza scarico
Single lever basin mixer without pop-up waste

Accessorio opzionale // Optional accessory 000004430005*

Scarico da 5/4" con comando a pressione // 5/4" up&down system pop-up waste

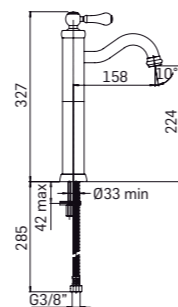


■ 429600000001	297,70
■ 42960000000K	387,00

Miscelatore monocomando per lavabo alto, senza scarico
Hight single lever basin mixer without pop-up waste

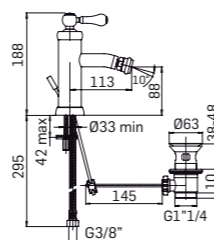
Accessorio opzionale // Optional accessory 000004430005*

Scarico da 5/4" con comando a pressione // 5/4" up&down system pop-up waste



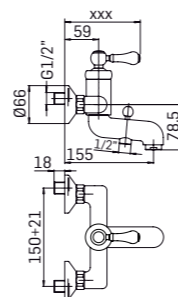
■ 529100000051	226,70
■ 52910000005K	295,40

Miscelatore monocomando per bidet con scarico da 5/4"
Single lever bidet mixer with 5/4" pop-up waste



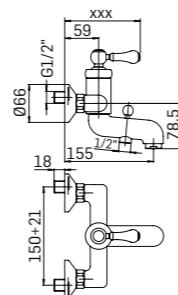
■ 1290FS110021	377,80
■ 1290FS11005K	491,20

Miscelatore monocomando esterno per vasca con deviatore automatico con accessorio doccia
Exposed single lever bath mixer with automatic diverter with shower set



■ 129000000021	263,40
----------------	--------

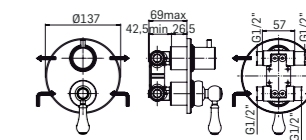
Miscelatore monocomando esterno per vasca con deviatore automatico senza accessorio doccia
Exposed single lever bath mixer with automatic diverter without shower set



CODICE/CODE EURO

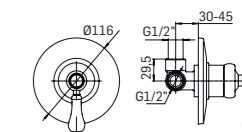
■ 229000000021	187,90
■ 22900000002K	245,10

Miscelatore monocomando incasso per doccia con deviatore a 2 uscite, composto da parte grezza e parte esterna di finitura
Concealed single lever shower mixer with 2-ways diverter composed by assembly components and external components



■ 329000000021	112,30
■ 32900000002K	146,60

Miscelatore monocomando incasso per doccia con deviatore ad 1 uscita, composto da parte grezza e parte esterna di finitura
Concealed single lever shower mixer with 1-way, composed by assembly components and external components

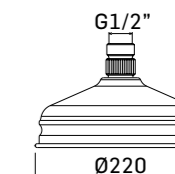


■ 00000349S001	366,40
----------------	--------

Soffione in ottone Ø220 mm, getto a pioggia, sistema anticalcare
Ø220 mm brass shower head, rain jet with anti-lime system

■ 00000381S001	251,90
----------------	--------

Soffione in ottone Ø150 mm, getto a pioggia
Ø150 mm brass shower head, rain jet

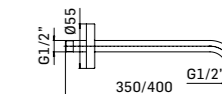


■ 00000830L351	50,50
----------------	-------

Braccio in ottone tondo Ø22 mm per installazione a parete, L=350 mm
Brass shower arm, L= 350 mm

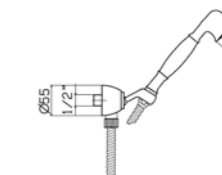
■ 00000830L401	53,90
----------------	-------

Braccio in ottone tondo Ø22 mm per installazione a parete, L=400 mm
Brass shower arm, L= 400 mm



■ 0000FT110001	114,50
----------------	--------

Set doccia con presa acqua
Shower set, bracket with water outlet



CODICE/CODE EURO

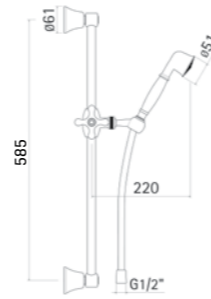


0000FE110001 223,30

Asta saliscendi con doccia getto a pioggia
Shower bar with rain jet handshower

000003540021 28,70

Presca d'acqua a parete
Wall outlet

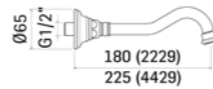


222900000021 206,10

Bocca di erogazione a parete
L.180 mm
Wall-mounted spout L.180 mm

442900000021 209,60

Bocca di erogazione a parete
L.225 mm
Wall-mounted spout L.225 mm



000004430051 36,80

00000443005K 68,70

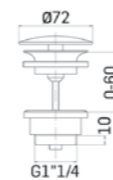
Scarico per lavabo da 5/4" con comando a pressione, con troppopieno, spessore installazione 30-45 mm
5/4" up&down system pop-up waste for wash basin. On surfaces up 30-45 mm



000004940051 49,30

00000494005K 80,20

Scarico per lavabo da 5/4" a vite, con comando a pressione, spessore installazione 0-60 mm
5/4" up&down system pop-up waste for wash basin. On surfaces up 0-60 mm



TUTTODUNPEZZO

DESIGNED BY
Arch. Alessandra Bertini



Cromo/Chrome

Acciaio Spazzolato/Brushed Steel

Ottone Spazzolato PVD
PVD brushed Brass

Nero Opaco/Matt Black

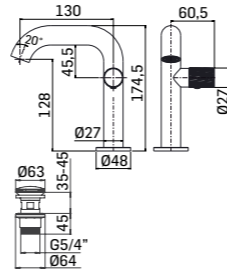




CODICE/CODE EURO

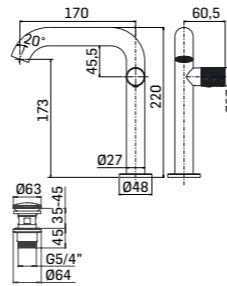
47100000051	181,00
4710000005A	230,00
4710000005K	202,00
4710000005G	230,00

Miscelatore monocomando per lavabo con scarico da 5/4" con comando a pressione
Single lever basin mixer with 5/4" up&down system pop-up waste



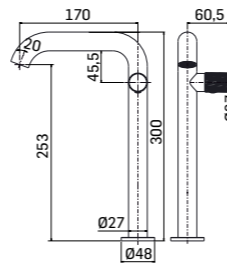
47120000051	189,00
4712000005A	240,00
4712000005K	211,00
4712000005G	240,00

Miscelatore monocomando per lavabo alto con scarico da 5/4" con comando a pressione
High single lever basin mixer with 5/4" up&down system pop-up waste



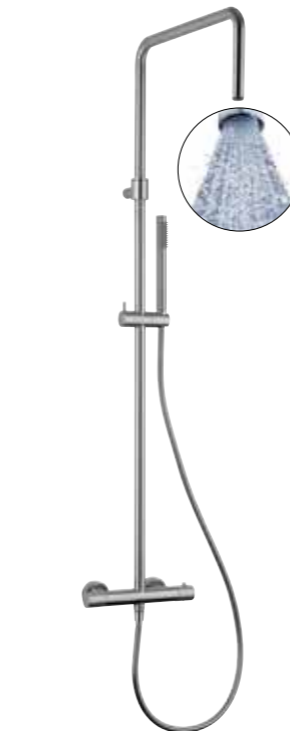
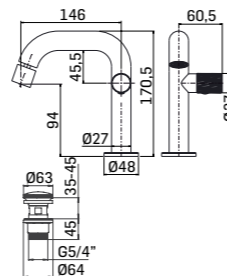
47160000001	194,00
4716000000A	247,00
4716000000K	217,00
4716000000G	247,00

Miscelatore monocomando per lavabo alto, senza scarico
High single lever basin mixer without pop-up waste



57100000051	189,00
5710000005A	240,00
5710000005K	211,00
5710000005G	240,00

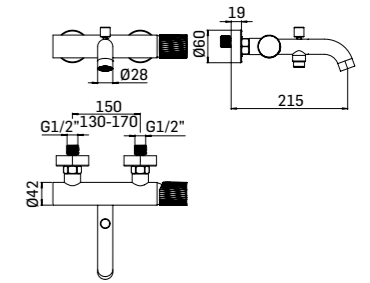
Miscelatore monocomando per bidet con scarico da 5/4" con comando a pressione
Single lever bidet mixer with 5/4" up&down system pop-up waste



CODICE/CODE EURO

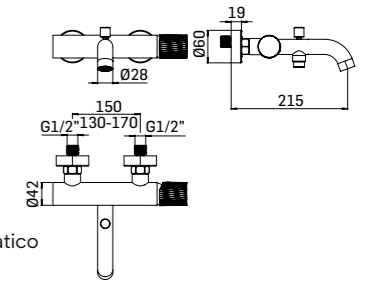
1710FB300021	347,00
1710FB30002A	448,00
1710FB30002K	389,00
1710FB30002G	448,00

Miscelatore monocomando esterno per vasca con deviatore automatico e accessorio doccia
Exposed single lever bath mixer with automatic diverter and shower set



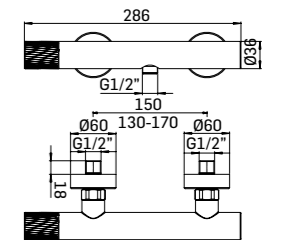
17100000021	247,00
1710000002A	334,00
1710000002K	284,00
1710000002G	334,00

Miscelatore monocomando esterno per vasca con deviatore automatico
Exposed single lever bath mixer with automatic diverter



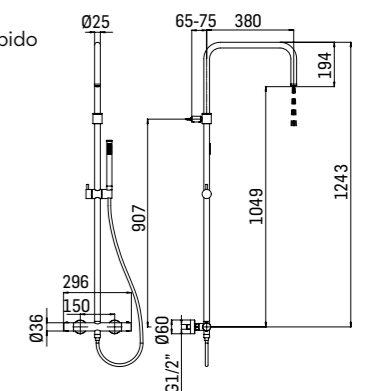
37330000021	164,00
3733000002A	222,00
3733000002K	189,00
3733000002G	222,00

Miscelatore esterno doccia
Single lever shower mixer



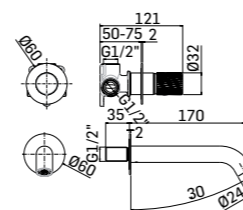
37170000021	670,00
3717000002A	771,00
3717000002K	737,00
3717000002G	771,00

Colonna doccia con miscelatore termostatico esterno e deviatore integrato, getto da aeratore Spray con flusso "rain" con ugelli in morbido silicone e accessorio doccia
Shower column with thermostatic mixer, integrated diverter with showerhead and handshower



47170000021	268,00
4717000002A	362,00
4717000002K	309,00
4717000002G	362,00

Miscelatore monocomando da incasso per lavabo, composto da parte grezza, parte esterna di finitura e bocca di erogazione
Concealed single lever basin mixer composed by assembly components, external components and wall-mounted spout

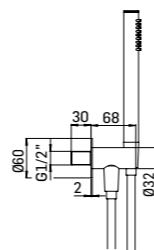




CODICE/CODE EURO

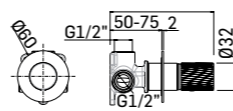
0000PV300121	170,00
0000PV30012A	260,00
0000PV30012K	204,00
0000FV30012G	260,00

Accessorio doccia fisso con presa acqua
Fixed shower set, bracket with water outlet



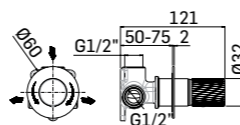
373000000021	125,00
37300000002A	170,00
37300000002K	150,00
37300000002G	170,00

Gruppo monocomando da incasso per doccia ad 1 uscita
Concealed 1-way single lever shower mixer



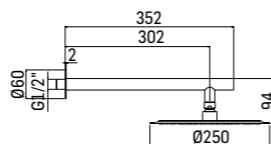
273200000021	125,00
27320000002A	170,00
27320000002K	150,00
27320000002G	170,00

Deviatore da incasso a 2 uscite, composto da parte grezza e parte esterna di finitura
Concealed 2-ways diverter composed by assembly components and external components



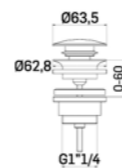
000008220021	250,00
00000822002A	350,00
00000822002K	300,00
00000822002G	350,00

Soffione in acciaio inox 18/10, Ø250 mm, getto a pioggia, sistema anticalcare con braccio per installazione a parete Ø250 mm. inox steel 18/10 wall fixing shower head, rain jet with anti-lime system and shower arm



000004940051	49,30
00000494005A	103,10
00000494005K	80,20
00000494005G	103,10

Scarico per lavabo da 5/4" a vite, con comando a pressione, spessore installazione 0-60 mm.
5/4" up&down system pop-up waste for wash basin.
On surfaces up 0-60 mm.



MAMOLI



Negli anni '60 Mamoli realizza uno stabilimento all'avanguardia:
l'intero ciclo produttivo si svolge in un solo hub, dalla fonderia alla torneria fino all'assemblaggio



TOKYO

DESIGNED BY
Mamoli R&D

Cromo/Chrome

Nero opaco/Matt black

Ottone spazzolato PVD
PVD Brushed brass



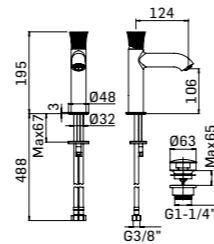
#48760000TGOK



CODICE/CODE EURO

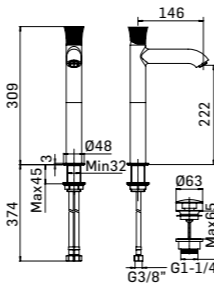
■	48710000T051	251,90
■	48710000TG5K	352,70

Miscelatore monocomando per lavabo con scarico da 5/4" con comando a pressione
Single lever basin mixer with 5/4" up&down system pop-up waste



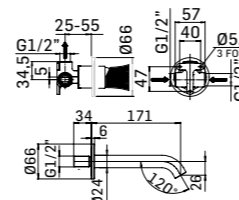
■	48760000T001	332,00
■	48760000TG0K	464,90

Miscelatore monocomando per lavabo alto, senza scarico
High single lever basin mixer without pop-up waste



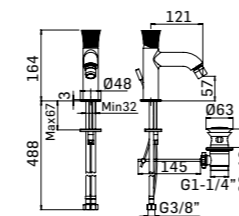
■	48780000T021	297,70
■	48780000T02K	416,80

Miscelatore monocomando da incasso per lavabo, composto da parte grezza, parte esterna di finitura e bocca di erogazione
Concealed single lever basin mixer composed by assembly components, external components and wall-mounted spout



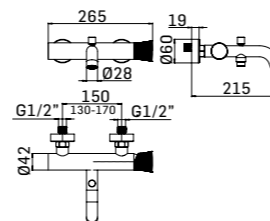
■	58710000T051	251,90
■	58710000TG5K	352,70

Miscelatore monocomando per bidet con scarico da 5/4"
Single lever basin bidet with 5/4" pop-up waste



■	1872PG11T021	455,70
■	1872PG29TG2K	638,90

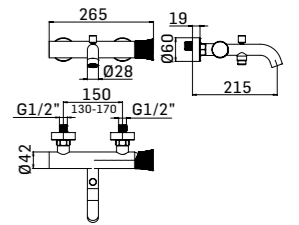
Miscelatore monocomando esterno per vasca con deviatore automatico ed accessorio doccia fisso
Exposed single lever bath mixer with automatic diverter and fixed shower set



CODICE/CODE EURO

■	1872PG11T021	358,40
---	--------------	--------

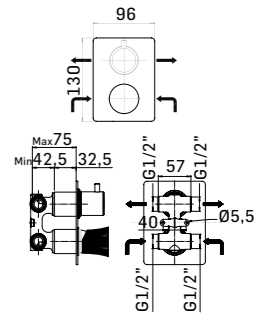
Miscelatore monocomando esterno per vasca con deviatore automatico senza accessorio doccia
Exposed single lever bath mixer with automatic diverter without shower set



■	2872PE00T001	206,10
■	2872PE00TG0K	288,60

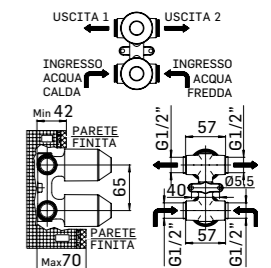
Parte esterna di finitura per miscelatore monocomando da incasso per doccia con deviatore manuale a 2 uscite
External components for concealed single lever shower mixer 2-ways manual diverter

Da completare con gruppo da incasso 27030000002*
*To be completed with concealed mixer 27030000002**



■	270300000021	129,40
■	27030000002K	168,40

Gruppo monocomando doccia da incasso con deviatore a 2 uscite
Concealed single lever shower mixer with 2-ways diverter

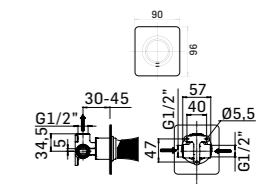


■	3872PE00T001	171,80
■	38720000TG0K	240,50

■	3872PE00T001	171,80
■	38720000TG0K	240,50

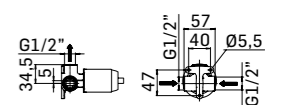
Parte esterna di finitura per miscelatore monocomando da incasso per doccia ad 1 uscita
External components for concealed 1-way single lever shower mixer

Da completare con gruppo da incasso 37030000002*
*To be completed with concealed mixer 37030000002**



■	370300000021	49,30
■	37030000002K	79,10

Gruppo monocomando da incasso per doccia ad 1 uscita
Concealed 1-way single lever shower mixer

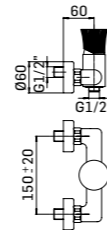




CODICE/CODE EURO

■	38730000T021	251,90
■	38730000TG2K	352,70

Miscelatore esterno doccia
Single lever shower mixer



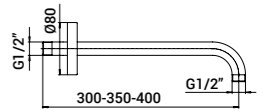
CODICE/CODE EURO

■	00000830L351	50,50
■	00000830L35K	103,10

Braccio in ottone tondo Ø22 mm
per installazione a parete, L=350 mm
Brass shower arm, L= 350 mm

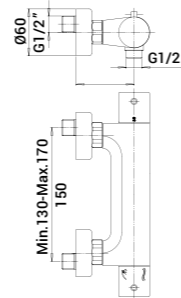
■	00000830L401	53,90
---	--------------	-------

Braccio in ottone tondo Ø22 mm
per installazione a parete, L=400 mm
Brass shower arm, L= 400 mm



■	30650000Z121	240,00
---	--------------	--------

Miscelatore termostatico esterno doccia, con rubinetto di regolazione e di chiusura con vitone a dischi ceramici e con limitatore di sicurezza a 38°
Exposed thermostatic shower mixer temperature control handle with stop valve, water flow regulation and safety block at 38°C

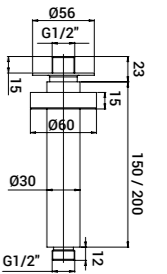


■	00000831H201	50,50
■	00000831H20K	103,10

Braccio tondo Ø30 con fissaggio di sicurezza per installazione a soffitto L=200 mm
Ceiling shower arm with security fixing kit, L= 200 mm

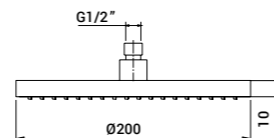
■	00000831H151	48,20
---	--------------	-------

Braccio tondo Ø30 con fissaggio di sicurezza per installazione a soffitto L=150 mm
Ceiling shower arm with security fixing kit, L= 150 mm



■	00000832S001	57,30
---	--------------	-------

Soffione in A.B.S. Ø200 mm, getto a pioggia, sistema anticalcare
Ø200 mm A.B.S. shower head, rain jet with anti-lime system



■	22610000Z121	167,20
■	22610000Z12K	206,10

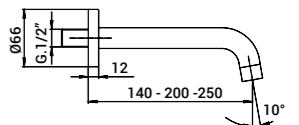
Bocca di erogazione a parete
Wall-mounted spout - L=200 mm

■	2261S250Z121	224,50
---	--------------	--------

Bocca di erogazione a parete
Wall-mounted spout - L=250 mm

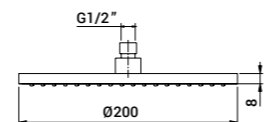
■	2261S140Z121	174,10
---	--------------	--------

Bocca di erogazione a parete
Wall-mounted spout - L=140 mm



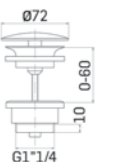
■	00000837S001	144,30
---	--------------	--------

Soffione in ottone Ø200 mm, ispezionabile, getto a pioggia, sistema anticalcare
Ø200 mm brass shower head, inspectable, rain jet with anti-lime system



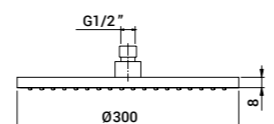
■	000004940051	49,30
■	00000494005K	80,20

Scarico per lavabo da 5/4" a vite, con comando a pressione, spessore installazione 0-60 mm
5/4" up&down system pop-up waste for wash basin. On surfaces up 0-60 mm



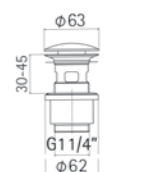
■	00000838S001	268,00
■	00000838S00K	372,10

Soffione in ottone Ø300 mm, ispezionabile, getto a pioggia, sistema anticalcare
Ø300 mm brass shower head, inspectable, rain jet with anti-lime system



■	000004430051	36,80
■	00000443005K	68,70

Scarico per lavabo da 5/4" con comando a pressione, con troppopieno, spessore installazione 30-45 mm
5/4" up&down system pop-up waste for wash basin. On surfaces up 30-45 mm



BLADE

DESIGNED BY
Mamoli R&D



#489300000001



#5891000000051 - #4893000000001

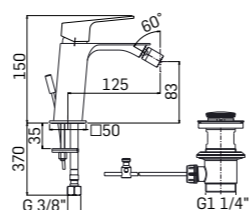
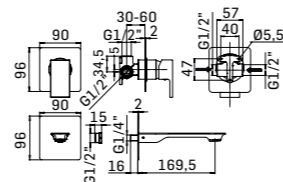
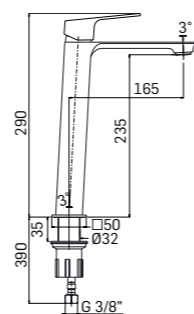
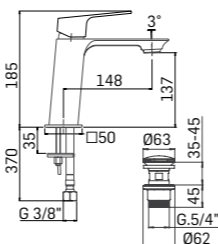
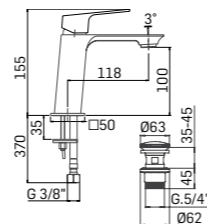
CODICE/CODE EURO

■ 489100000051 226,70
 ■ 48910000005K 284,00

Miscelatore monocomando per lavabo con scarico da 5/4" con comando a pressione
Single lever basin mixer with 5/4" up&down system pop-up waste

■ 489300000001 210,80
 ■ 48930000000K 263,40

Miscelatore monocomando per lavabo senza scarico
Single lever basin mixer without pop-up waste



■ 589100000051 226,70
 ■ 58910000005K 284,00

Miscelatore monocomando per bidet con scarico da 5/4"
Single lever bidet mixer with 5/4" pop-up waste



CODICE/CODE EURO

■ 1840PD40D321 502,70
 ■ 1840PD40D32K 651,50

Miscelatore monocomando esterno per vasca con deviatore ed accessorio doccia fisso
Exposed single lever bath mixer with diverter and fixed shower set

■ 2849PE00D101 188,90
 ■ 2849PE00D10K 245,10

Parte esterna di finitura per miscelatore monocomando da incasso per doccia con deviatore manuale a 2 uscite
External components for concealed single lever shower mixer 2-ways manual diverter

Da completare con gruppo da incasso 27030000002*
*To be completed with concealed mixer 27030000002**



■ 270300000021 129,40
 ■ 27030000002K 168,40

Gruppo monocomando doccia da incasso con deviatore a 2 uscite
Concealed single lever shower mixer with 2-ways diverter

■ 3846PE00D101 146,60
 ■ 3846PE00D10K 183,20

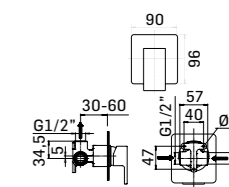
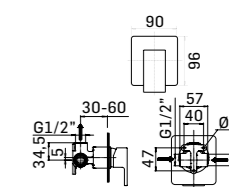
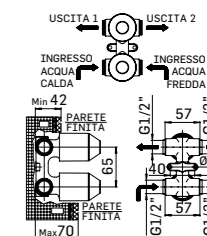
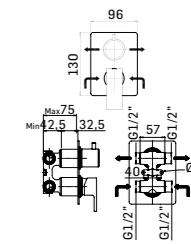
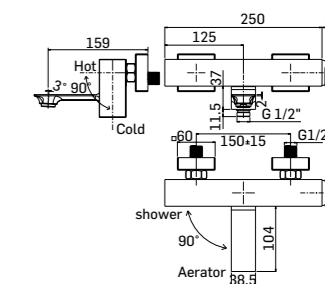
Parte esterna di finitura per miscelatore monocomando da incasso per doccia ad 1 uscita
External components for concealed 1-way single lever shower mixer

Da completare con gruppo da incasso 37030000002*
*To be completed with concealed mixer 37030000002**



■ 370300000021 49,30
 ■ 37030000002K 79,10

Gruppo monocomando da incasso per doccia ad 1 uscita
Concealed 1-way single lever shower mixer



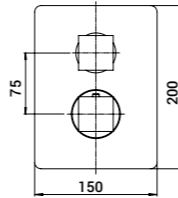


CODICE/CODE EURO

- 3248PE000001 248,60
- 3248PE00000K 324,00

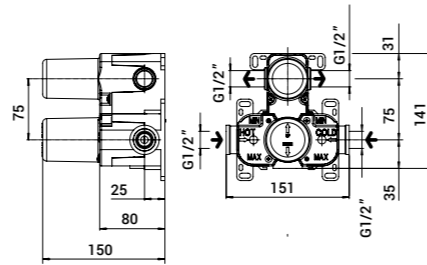
Parte esterna di finitura per miscelatore termostatico incasso per doccia con deviatore a 2 uscite
External components for concealed thermostatic shower mixer 2-ways diverter

Da completare con gruppo termostatico da incasso 271000000027
To be completed with concealed thermostatic mixer 271000000027



- 271000000027 223,30

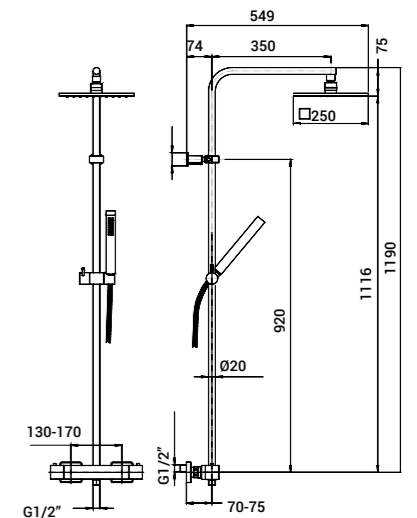
Gruppo doccia incasso termostatico universale con deviatore a 2 uscite
Universal built-in thermostatic shower mixer with 2 ways diverter



CODICE/CODE EURO

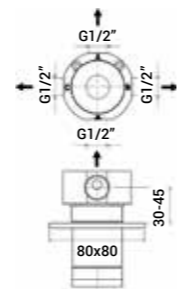
- 383708420021 798,10

Colonna doccia, con miscelatore termostatico esterno con soffione 250x250 mm in acciaio inox e doccia monogetto, deviatore integrato con arresto
Shower column with thermostatic mixer with 250x250 mm stainless steel shower head and handshower, integrated diverter



- 28540000C021 308,10
- 28540000C02K 380,20

Deviatore da incasso a 3 uscite, composto da parte grezza e parte esterna di finitura
Concealed 3-ways diverter composed by assembly components and external components

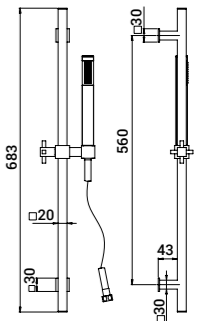


- 0000PU40Q001 269,10

Asta saliscendi con doccia getto a pioggia
Shower bar with rain jet handshower

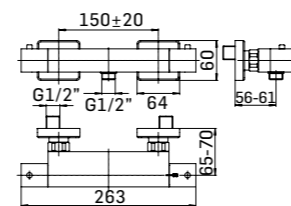
- 000003520121 61,90

Presina d'acqua a parete
Wall outlet



- 30450000D121 296,60

Miscelatore termostatico esterno doccia, con rubinetto di regolazione e di chiusura con vitone a dischi ceramici e con limitatore di sicurezza a 38°C
Exposed thermostatic shower mixer temperature control handle with stop valve, water flow regulation and safety block at 38°C

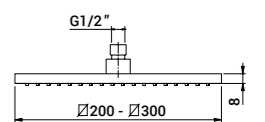


- 00000857S001 154,60

Soffione 200x200 mm, in ottone, getto a pioggia, sistema anticalcare
200x200 mm brass shower head, inspectable, rain jet with anti-lime system

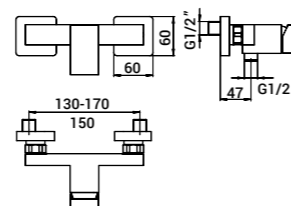
- 00000858S001 213,00
- 00000858S00K 377,80

Soffione 300x300 mm, in ottone, getto a pioggia, sistema anticalcare
300x300 mm brass shower head, inspectable, rain jet with anti-lime system



- 38430000D121 348,10
- 38430000D12K 452,20

Miscelatore esterno doccia
Single lever shower mixer

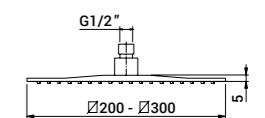


- 00000854S001 94,00

Soffione 200x200 mm, in acciaio inox 18/10, getto a pioggia, sistema anticalcare
200x200 mm shower head, made of 18/10 stainless steel, rain jet with anti-lime system

- 00000855S001 182,10

Soffione 300x300 mm, in acciaio inox 18/10, getto a pioggia, sistema anticalcare
300x300 mm shower head, made of 18/10 stainless steel, rain jet with anti-lime system

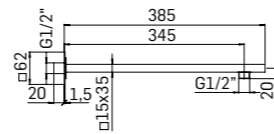


CODICE/CODE EURO



00000850L351 88,30

Braccio in ottone per installazione a parete, L=350 mm
Brass shower arm, L= 350 mm



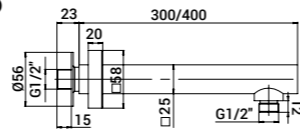
00000345L301 143,10

Braccio in ottone con fissaggio di sicurezza per installazione a parete L=300 mm
Brass shower arm with security fixing kit, L= 300 mm

00000345L401 167,20

00000345L40K 229,00

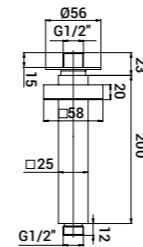
Braccio in ottone con fissaggio di sicurezza per installazione a parete L=400 mm
Brass shower arm with security fixing kit, L= 400 mm



Articolo raccomandato per soffioni da 300 mm e 400 mm
Recommended product for 300 mm and 400 mm shower head

00000851H201 59,70

Braccio quadro 25x25 mm con fissaggio di sicurezza per installazione a soffitto L=200 mm
Square ceiling shower arm with security fixing kit, L= 200 mm

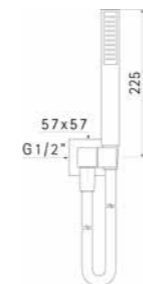


Articolo raccomandato per soffioni da 300 mm e 400 mm
Recommended product for 300 mm and 400 mm shower head

0000PO400121 168,40

0000PO40012K 280,50

Accessorio doccia orientabile con presa acqua
Adjustable shower set, bracket with water outlet



0000PD400001 177,50

0000PD40000K 208,50

Accessorio doccia fisso
Fixed shower set



CODICE/CODE EURO



000003520121 61,90

00000352012K 99,70

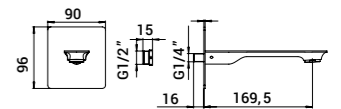
Presa d'acqua a parete
Wall outlet



228000000021 98,50

22800000002K 121,40

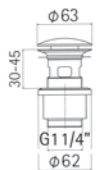
Bocca di erogazione a parete
Wall-mounted spout



000004430051 36,80

00000443005K 68,70


Scarico per lavabo da 5/4" con comando a pressione, con troppopieno, spessore installazione 30-45 mm
5/4" up&down system pop-up waste for wash basin.
On surfaces up 30-45 mm





RIGADRITTO

DESIGNED BY
Mamoli R&D





#4037000ORD2F

RIGADRITTO



#4038000ORD2F



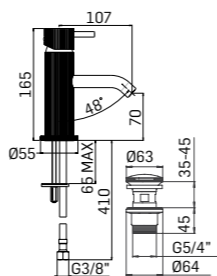




CODICE/CODE EURO

- 4031000RD5F 370,00
- 4031000RD5G 370,00

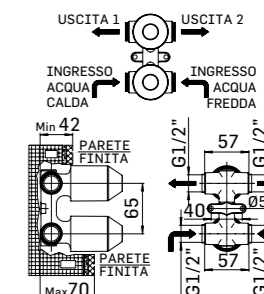
Miscelatore monocomando per lavabo con scarico da 5/4" con comando a pressione
Single lever basin mixer with 5/4" up&down system pop-up waste



CODICE/CODE EURO

- 2703000002F 205,00
- 2703000002G 205,00

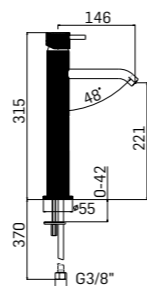
Gruppo monocomando doccia da incasso con deviatore a 2 uscite
Concealed single lever shower mixer with 2-ways diverter



- 4036000RD0F 499,00
- 4036000RD0G 499,00

Miscelatore monocomando per lavabo alto senza scarico
Hight single lever basin mixer without pop-up waste

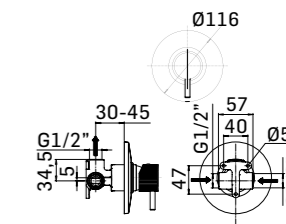
Accessorio opzionale // Optional accessory 00000443005*
Scarico da 5/4" con comando a pressione // 5/4" up&down system popup waste for wash basin



- 00000954RD0F 203,00
- 00000954RD0G 203,00

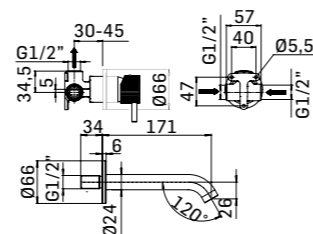
Parte esterna di finitura per miscelatore monocomando da incasso per doccia
External components for concealed single lever shower mixer

Da completare con gruppo da incasso 3703000002*
To be completed with concealed mixer 3703000002*



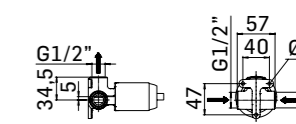
- 4038000RD2F 360,00
- 4038000RD2G 360,00

Miscelatore monocomando da incasso per lavabo, composto da parte grezza, parte esterna di finitura e bocca di erogazione
Concealed single lever basin mixer composed by assembly components, external components and wall-mounted spout



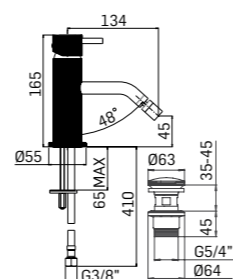
- 3703000002F 96,30
- 3703000002G 96,30

Gruppo monocomando doccia da incasso con deviatore a 2 uscite
Concealed single lever shower mixer with 2-ways diverter



- 5031000RD5F 370,00
- 5031000RD5G 370,00

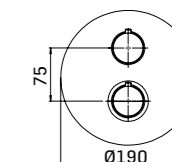
Miscelatore monocomando per bidet con scarico da 5/4" con comando a pressione
Single lever bidet mixer with 5/4" up&down system pop-up waste



- 3249PE00000F 354,90
- 3249PE00000G 354,90

Parte esterna di finitura per miscelatore termostatico da incasso per doccia con deviatore a 2 uscite
External components for concealed thermostatic shower mixer 2-ways diverter

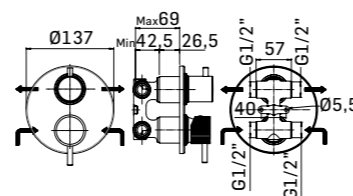
Da completare con gruppo termostatico da incasso 27100000027
To be completed with concealed thermostatic mixer 27100000027



- 00000944RD0F 300,00
- 00000944RD0G 300,00

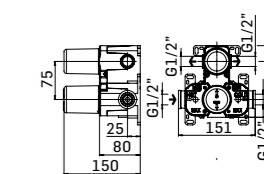
Parte esterna di finitura per miscelatore monocomando da incasso per doccia con deviatore manuale a 2 uscite
External components for concealed single lever shower mixer 2-ways manual diverter

Da completare con gruppo da incasso 2703000002*
To be completed with concealed mixer 2703000002*



- 27100000027 223,30

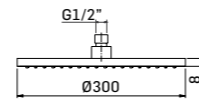
Gruppo doccia incasso termostatico universale con deviatore a 2 uscite
Built-in thermostatic shower mixer with 2 ways diverte



CODICE/CODE EURO

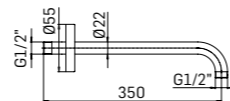
- 00000838S00F 455,70
- 00000838S00G 455,70

Soffione in ottone Ø300 mm, ispezionabile, getto a pioggia, sistema anticalcare Ø300 mm. *brass shower head, inspectable, rain jet with anti-lime system*



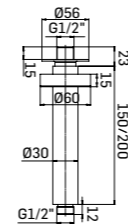
- 00000830L35F 137,40
- 00000830L35G 137,40

Braccio in ottone tondo Ø22 mm. per installazione a parete, L=350 mm. *Brass shower arm, L= 350 mm.*



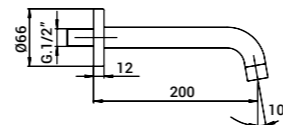
- 00000831H20F 116,90
- 00000831H20G 116,90

Braccio tondo Ø30 con fissaggio di sicurezza per installazione a soffitto L=200 mm. *Ceiling shower arm with security fixing kit, L= 200 mm.*



- 22610000Z12F 251,90
- 22610000Z12G 251,90

Bocca di erogazione a parete *Wall-mounted spout - L=190 mm*



- 00000443005F 36,80
- 00000443005G 82,60

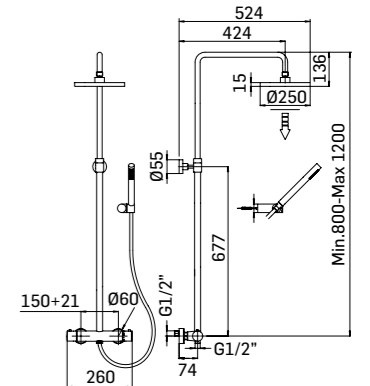
Scarico per lavabo da 5/4" con comando a pressione, con troppopieno, spessore installazione 30-45 mm *5/4" up&down system pop-up waste for wash basin. On surfaces up 30-45 mm*



CODICE/CODE EURO

- 38270822002F 1.270,80

Colonna doccia con miscelatore termostatico esterno con deviatore integrato, soffione Ø250 mm. regolabile in altezza con interasse fisso ed accessorio doccia *Shower column with thermostatic mixer, integrated diverter and adjustable Ø250 mm shower head and shower set, fixed centres*





PICO

DESIGNED BY
Mamoli R&D

Cromo/Chrome

Nero Opaco/Matt Black

Ottone Spazzolato PVD/PVD Brushed Brass



#4380000Z12K

PICO



#4380000Z12K



#00000944Z10K



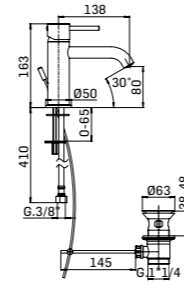


CODICE/CODE	EURO
43810000Z251	194,70
43810000Z25G	272,50
43810000Z25K	253,10

Miscelatore monocomando per lavabo con scarico da 5/4"
Single lever basin mixer with 5/4" pop-up waste

43830000Z201	183,20
43830000Z20G	257,60
43830000Z20K	238,20

Idem, senza scarico
Ditto, without pop-up waste

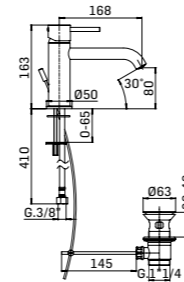


4381S170Z251	230,20
4381S170Z25G	323,00
4381S170Z25K	300,10

Miscelatore monocomando per lavabo con scarico da 5/4"
Single lever basin mixer with 5/4" pop-up waste

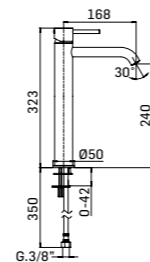
4383S170Z201	217,60
4383S170Z20G	304,00
4383S170Z20K	282,90

Idem, senza scarico
Ditto, without pop-up waste



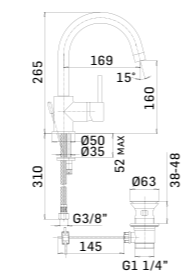
43860000Z201	288,60
43860000Z20G	404,20
43860000Z20K	375,60

Miscelatore monocomando per lavabo alto, senza scarico
High single lever basin mixer without pop-up waste



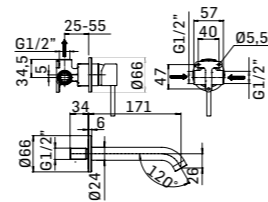
43890000Z151	261,10
--------------	--------

Miscelatore monocomando per lavabo con scarico da 5/4"
Single lever basin mixer with 5/4" pop-up waste



43880000Z121	229,00
43880000Z12G	320,60
43880000Z12K	297,70

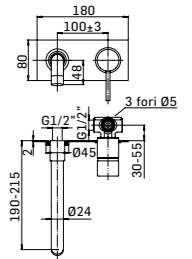
Miscelatore monocomando da incasso per lavabo, composto da parte grezza, parte esterna di finitura e bocca di erogazione
Concealed single lever basin mixer composed by assembly components, external components and wall-mounted spout



CODICE/CODE	EURO
-------------	------

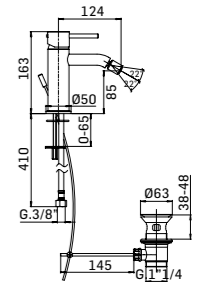
4387PU00Z121	334,40
--------------	--------

Miscelatore monocomando da incasso per lavabo, composto da parte grezza, parte esterna di finitura e bocca di erogazione
Concealed single lever basin mixer composed by assembly components, external components and wall-mounted spout



53810000Z251	194,70
53810000Z25G	272,50
53810000Z25K	253,10

Miscelatore monocomando per bidet con scarico da 5/4"
Single lever basin bidet with 5/4" pop-up waste

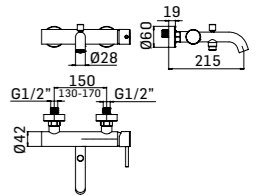


1383PG29Z121	392,70
1383FG29Z12G	550,70
1383PG29Z12K	510,70

Miscelatore monocomando esterno per vasca con deviatore automatico ed accessorio doccia fisso
Exposed single lever bath mixer with automatic diverter and fixed shower set

13830000Z121	295,40
--------------	--------

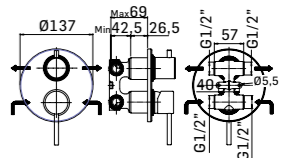
Idem, senza accessorio doccia
Ditto, without shower set



00000944Z101	132,90
00000944Z10G	186,70
00000944Z10K	173,00

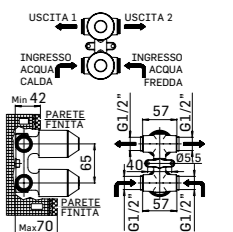
Parte esterna di finitura per miscelatore monocomando da incasso per doccia con deviatore manuale a 2 uscite
External components for concealed single lever shower mixer 2-ways manual diverter

Da completare con gruppo da incasso 27030000002*
To be completed with concealed mixer 27030000002*



270300000021	129,40
27030000002G	205,00
27030000002K	168,40

Gruppo monocomando doccia da incasso con deviatore a 2 uscite
Concealed single lever shower mixer with 2-ways diverter



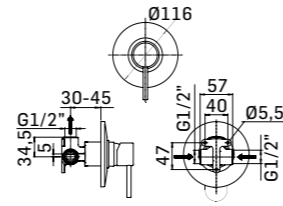
CODICE/CODE EURO

00000954Z101	80,20
00000954Z10G	112,30
00000954Z10K	104,30



Parte esterna di finitura per miscelatore monocomando da incasso per doccia ad 1 uscita
External components for concealed 1-way single lever shower mixer

Da completare con gruppo da incasso 37030000002*
*To be completed with concealed mixer 37030000002**

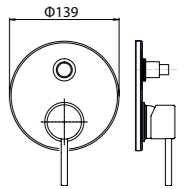


CODICE/CODE EURO

3259PE000001	102,00
--------------	--------

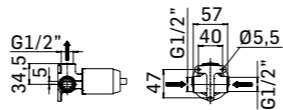
Parte esterna di finitura per miscelatore monocomando doccia da incasso con deviatore a 2 uscite
External components for built-in shower mixer with 2-ways diverter

Da completare con gruppo da incasso 271200000027
To be completed with concealed mixer 271200000027



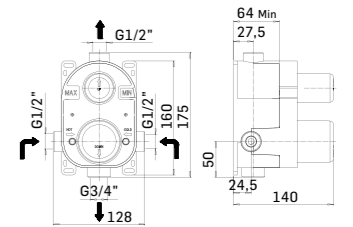
370300000021	49,30
37030000002G	96,30
37030000002K	79,10

Gruppo monocomando da incasso per doccia ad 1 uscita
Concealed 1-way single lever shower mixer



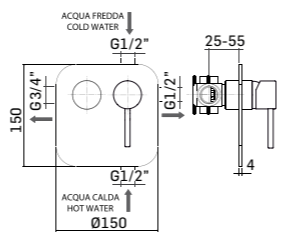
271200000027	210,80
--------------	--------

Gruppo doccia da incasso con deviatore a 2 uscite
Built-in shower mixer with 2 ways diverter



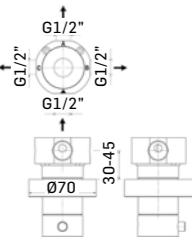
370300000021	254,30
--------------	--------

Miscelatore monocomando incasso per doccia con deviatore automatico a 2 uscite, composto da parte grezza e parte esterna di finitura
Concealed single lever shower mixer with 2 ways automatic diverter composed by assembly components and external components



23820000Z121	235,90
23820000Z12G	331,00
23820000Z12K	306,90

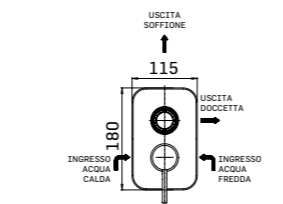
Deviatore da incasso a 3 uscite, composto da parte grezza e parte esterna di finitura
Concealed 3-ways diverter composed by assembly components and external components



00000945Z101	57,30
--------------	-------

Parte esterna di finitura per miscelatore monocomando da incasso per doccia con deviatore a pulsante a 2 uscite
External components for concealed single lever shower mixer 2-ways push-up diverter

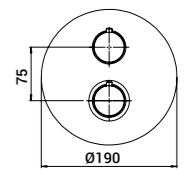
Da completare con gruppo da incasso 280100000021
To be completed with concealed mixer 280100000021



3249PE000001	241,60
3249PE00000G	354,90
3249PE00000K	314,90

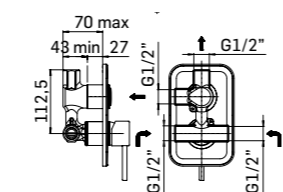
Parte esterna di finitura per miscelatore termostatico incasso per doccia con deviatore a 2 uscite
External components for concealed thermostatic shower mixer 2-ways diverter

Da completare con gruppo termostatico da incasso 271000000027
To be completed with concealed thermostatic mixer 271000000027



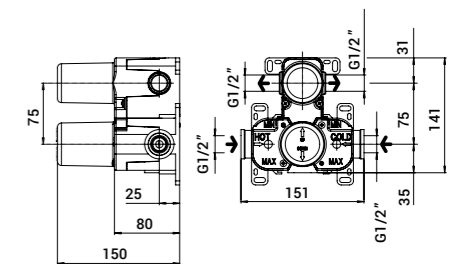
280100000021	137,40
--------------	--------

Gruppo doccia da incasso con deviatore a 2 uscite
Built-in shower mixer with 2 ways diverter



271000000027	223,30
--------------	--------

Gruppo doccia incasso termostatico universale con deviatore a 2 uscite
Universal built-in thermostatic shower mixer with 2 ways diverter



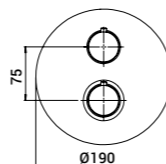


CODICE/CODE EURO

3247PE000001 206,10

Parte esterna di finitura per miscelatore termostatico incasso per doccia ad 1 uscita, con rubinetto d'intercettazione dell'acqua miscelata
External components for concealed thermostatic shower mixer 1-way with stop valve

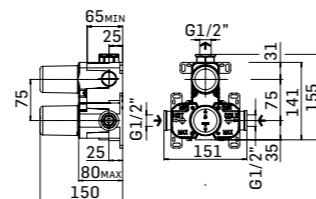
Da completare con gruppo termostatico da incasso 271100000027
To be completed with concealed thermostatic mixer 271100000027



271100000027 211,80

Gruppo doccia incasso termostatico universale ad 1 via, con rubinetto d'intercettazione dell'acqua miscelata. Blocco di sicurezza a 38°C

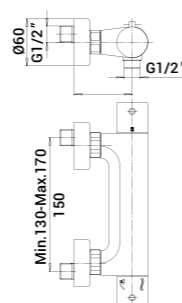
Universal built-in thermostatic shower mixer 1-way with stop valve. Safety block at 38°



30650000Z121 240,00

Miscelatore termostatico esterno doccia, con rubinetto di regolazione e di chiusura con vitone a dischi ceramici e con limitatore di sicurezza a 38°

Exposed thermostatic shower mixer temperature control handle with stop valve, water flow regulation and safety block at 38°C

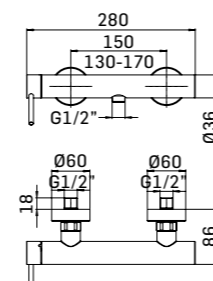


33820000Z121 170,70

33820000Z12G 239,40

33820000Z12K 222,20

Miscelatore esterno doccia
Single lever shower mixer

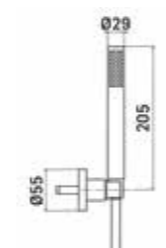


0000PG290001 108,80

0000FG29000G 162,70

0000PG29000K 142,10

Accessorio doccia fisso.
Fixed shower set.



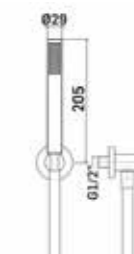
CODICE/CODE EURO

0000PV290121 153,50

0000FV29012G 231,40

0000PV29012K 176,40

Accessorio doccia fisso con presa acqua.
Fixed shower set, bracket with water outlet.

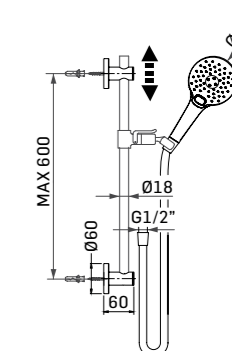


0000FN070001 194,70

Asta saliscendi con doccia a 3 getti
Shower bar with 3-jets handshower

000003250121 57,30

Presse d'acqua a parete
Wall outlet

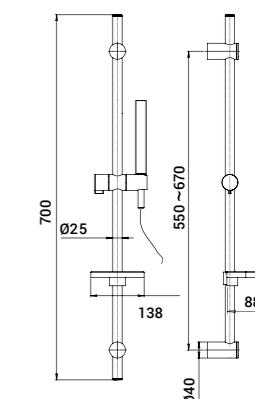


0000PW29000K 269,10

Asta saliscendi con doccia getto a pioggia
Shower bar with rain jet handshower

00000325012K 74,50

Presse d'acqua a parete
Wall outlet

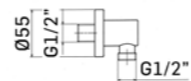


CODICE/CODE EURO



■	000003250121	57,30
■	00000325012G	100,80
■	00000325012K	74,50

Preso d'acqua a parete.
Wall outlet.



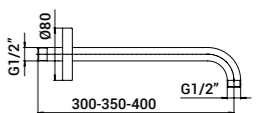
CODICE/CODE EURO

■	00000830L351	50,50
■	00000830L35G	137,40
■	00000830L35K	103,10

Braccio in ottone tondo
Ø22 mm per installazione a
parete, L=350 mm
Brass shower arm, L= 350 mm

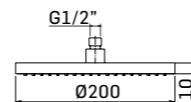
■	00000830L401	53,90
---	--------------	-------

Braccio in ottone tondo
Ø22 mm per installazione a
parete, L=400 mm
Brass shower arm, L= 400 mm



■	00000832S001	57,30
---	--------------	-------

Soffione in A.B.S. Ø200 mm, getto a pioggia, sistema anticalcare
Ø200 mm A.B.S. shower head, rain jet with anti-lime system

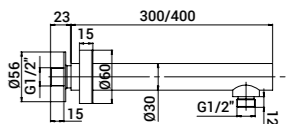


■	00000348L301	100,80
---	--------------	--------

Braccio in ottone Ø30 mm
con fissaggio di sicurezza per
installazione a parete L=300 mm
Brass shower arm with security
fixing kit, L= 300 mm

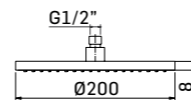
■	00000348L401	118,00
---	--------------	--------

Braccio in ottone Ø30 mm
con fissaggio di sicurezza per
installazione a parete L=400 mm
Brass shower arm with security
fixing kit, L= 400 mm



■	00000837S001	144,30
---	--------------	--------

Soffione in ottone Ø200 mm, ispezionabile,
getto a pioggia, sistema anticalcare
Ø200 mm brass shower head,
inspectable, rain jet with anti-lime system



■	00000831H151	48,20
---	--------------	-------

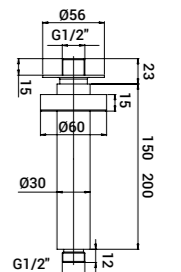
Braccio tondo Ø30 con fissaggio
di sicurezza per installazione a
soffitto L=150 mm
Ceiling shower arm with security
fixing kit, L= 150 mm

■	00000831H201	53,90
---	--------------	-------

■	00000831H20G	116,90
---	--------------	--------

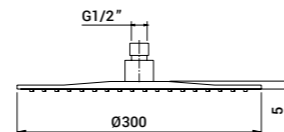
■	00000831H20K	103,10
---	--------------	--------

Braccio in ottone Ø30 mm con
fissaggio di sicurezza per installazione
a soffitto L=200 mm
Brass shower arm with security fixing
kit, L= 200 mm



■	00000835S001	182,10
---	--------------	--------

Soffione Ø300 mm, in acciaio inox 18/10,
getto a pioggia, sistema anticalcare.
Ø300 mm shower head, made of 18/10 stainless steel,
rain jet with anti-lime system.

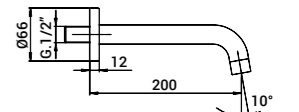


■	22610000Z121	167,20
---	--------------	--------

■	22610000Z12G	251,90
---	--------------	--------

■	22610000Z12K	206,10
---	--------------	--------

Bocca di erogazione a parete
Wall-mounted spout - L=200 mm

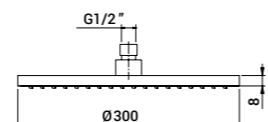


■	00000838S001	268,00
---	--------------	--------

■	00000838S00G	455,70
---	--------------	--------

■	00000838S00K	372,10
---	--------------	--------

Soffione in ottone Ø300 mm, ispezionabile,
getto a pioggia, sistema anticalcare
Ø300 mm brass shower head,
inspectable, rain jet with anti-lime system

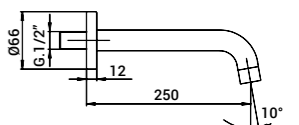


■	2261S250Z121	224,50
---	--------------	--------


Bocca di erogazione a parete
Wall-mounted spout - L=250 mm

■	2261S140Z121	174,10
---	--------------	--------

Bocca di erogazione a parete
Wall-mounted spout - L=140 mm

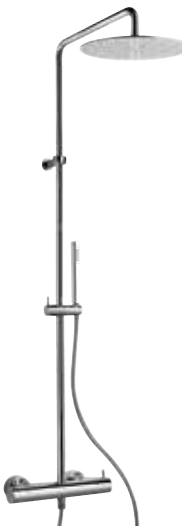
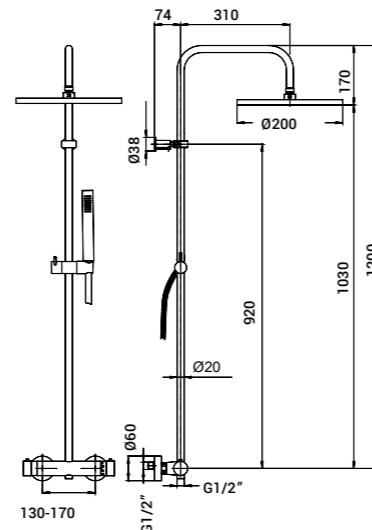


CODICE/CODE EURO



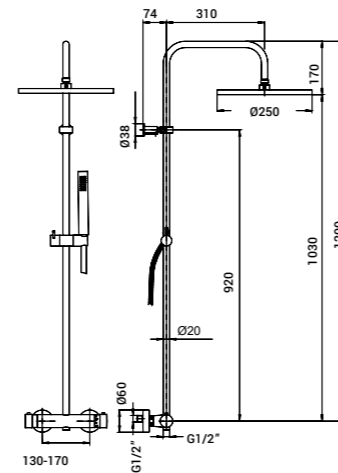
■ 382702560021 569,10

Colonna doccia, con miscelatore termostatico esterno con soffione Ø200 mm in A.B.S e doccia monogetto
Shower column with thermostatic mixer with Ø200 mm A.B.S rain jet anti-lime showerhead and adjustable shower holder with handshower



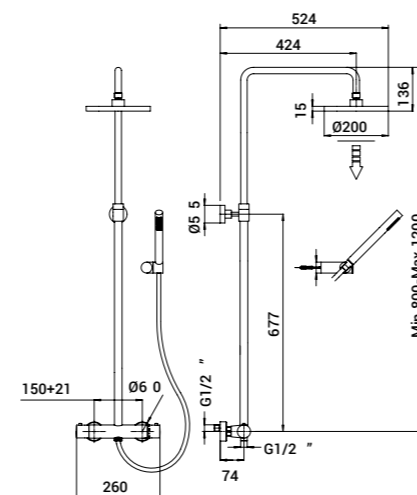
■ 382708220021 697,30

Colonna doccia, con miscelatore termostatico esterno con soffione Ø250 mm in acciaio inox e doccia monogetto
Shower column with thermostatic mixer with Ø250 mm stainless steel shower head and handshower



■ 38300832002K 961,70

Colonna doccia con miscelatore termostatico esterno con deviatore integrato, soffione Ø200 mm regolabile in altezza con interasse fisso ed accessorio doccia
Shower column with thermostatic mixer, integrated diverter and adjustable Ø200 mm shower head and shower set, fixed centres



CODICE/CODE EURO

■ 73810000Z101 199,30

Miscelatore monocomando per lavello
Single lever sink mixer



■ 73890000Z101 211,80

Miscelatore monocomando per lavello
Single lever sink mixer



■ 7241M0000001 206,10

Miscelatore monocomando per lavello con doccia estraibile
Single lever sink mixer with pull out handspray



■ 7240M0000001 194,70

■ 7240M000000F 251,90

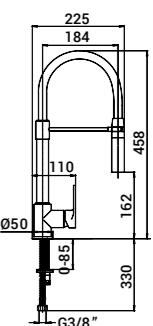
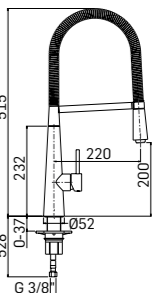
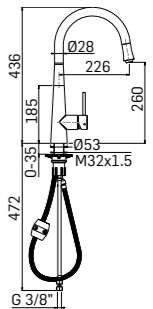
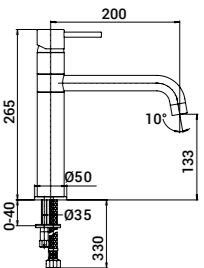
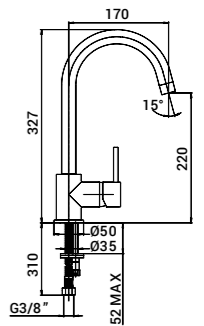
Miscelatore monocomando per lavello con doccia orientabile
Single lever sink mixer with adjustable handspray



■ 73070000Z101 304,00

Miscelatore monocomando per lavello con doccia orientabile
Single lever sink mixer with adjustable handspray

PICO

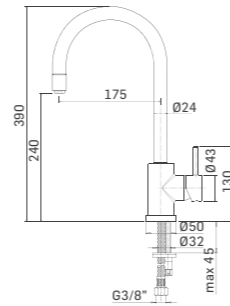




CODICE/CODE EURO

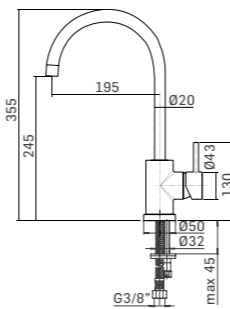
■ 720700000001	220,00
■ 72070000000G	378,00

Miscelatore monocomando per lavello
con doccia estraibile
Single lever sink mixer with pull out handspray



■ 720600000001	197,00
----------------	--------

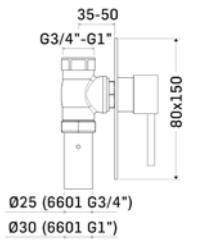
Miscelatore monocomando per lavello
Single lever sink mixer
Single lever sink mixer with adjustable 2-jets handspray



CODICE/CODE EURO

■ 6631PE00Z001	149,70
■ 6631PE00Z00G	259,60
■ 6631PE00Z00K	214,90

Parte esterna per passo rapido incasso
Da completare con passo rapido da 3/4"o 1" - 6601PI0000*1
External components for concealed flushvalve G.3/4"
To be completed with 3/4"o 1" concealed flushvalve

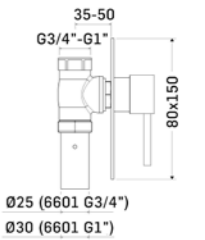


□ 6601PI000031	59,90
----------------	-------

Parte grezza passo rapido
incasso da G.3/4" per WC
Assembly components G.3/4"
for concealed flushvalve

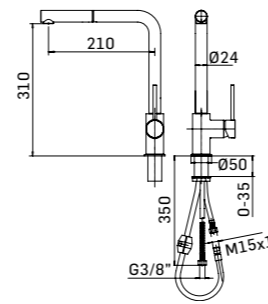
□ 6601PI000041	71,40
----------------	-------

Parte grezza passo rapido
incasso da G.1" per WC
Assembly components G.1"
for concealed flushvalve



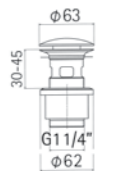
■ 721100000001	177,50
----------------	--------

Miscelatore monocomando per lavello con doccia estraibile
Single lever sink mixer with pull out handspray



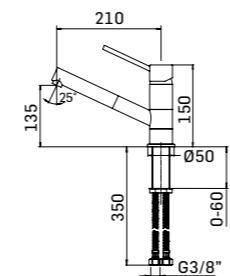
■ 000004430051	36,80
■ 00000443005G	82,60
■ 00000443005K	68,70

Scarico per lavabo da 5/4" con comando a pressione,
con troppopieno, spessore installazione 30-45 mm
5/4" up&down system pop-up waste
for wash basin. On surfaces up 30-45 mm



■ 721000000001	177,50
----------------	--------

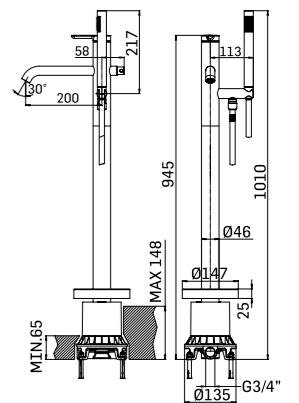
Miscelatore monocomando per lavello con doccia estraibile
Single lever sink mixer with pull out handspray



■ 1384P329Z221	990,00
----------------	--------

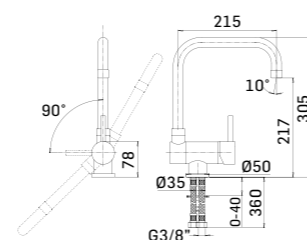
Miscelatore monocomando esterno a colonna da pavimento
con accessorio doccia
Free standing single lever bath mixer with handshower

Disponibile dal 1/2024/Available from 2024/1



■ 777200000001	363,00
----------------	--------

Miscelatore monocomando per lavello
con bocca pieghevole per installazione sottofinestra
Under window single lever sink mixer





Cromo/Chrome

Nero opaco/Matt black



FEEL

DESIGNED BY
Mamoli R&D

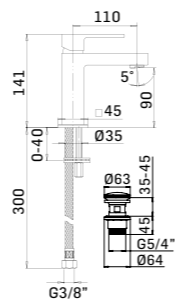




CODICE/CODE EURO

■ 4843000D151	209,60
■ 4843000D15K	266,80

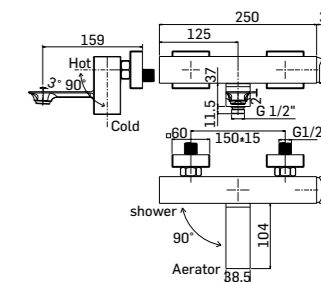
Miscelatore monocomando per lavabo con scarico da 5/4" con comando a pressione
Single lever basin mixer with 5/4" up&down system popup waste



CODICE/CODE EURO

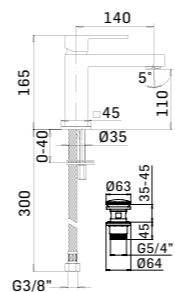
■ 1840PD40D321	502,70
■ 1840PD40D32K	651,50

Miscelatore monocomando esterno per vasca con ed accessorio doccia fisso
Exposed single lever bath mixer with diverter and fixed shower set



■ 4843S140D151	303,40
■ 4843S140D15K	393,90

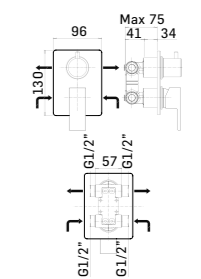
Miscelatore monocomando per lavabo con scarico da 5/4" con comando a pressione
Single lever basin mixer with 5/4" up&down system popup waste



■ 2849PE00D101	188,90
■ 2849PE00D10K	245,10

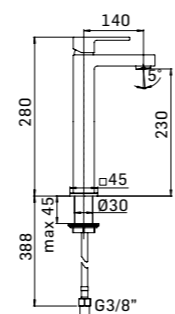
Parte esterna di finitura per miscelatore monocomando da incasso per doccia con deviatore manuale a 2 uscite
External components for concealed single lever shower mixer 2-ways manual diverter

Da completare con gruppo da incasso 27030000002*
To be completed with concealed mixer 27030000002*



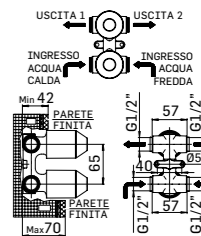
■ 4846S140D101	365,30
■ 4846S140D10K	468,30

Miscelatore monocomando per lavabo alto prolungato, senza scarico
High single lever basin mixer without pop-up waste
Accessorio opzionale // Optional accessory 000004430005*
Scarico da 5/4" con comando a pressione // 5/4" up&down system popup waste for wash basin



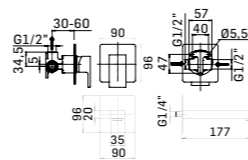
■ 270300000021	129,40
■ 27030000002K	168,40

Gruppo monocomando doccia da incasso con deviatore a 2 uscite
Concealed single lever shower mixer with 2-ways diverter



■ 4847000D121	308,10
■ 4847000D12K	399,60

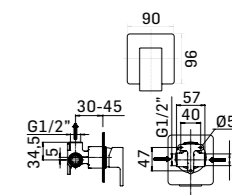
Miscelatore monocomando da incasso per lavabo, composto da parte grezza, parte esterna di finitura e bocca
Concealed single lever basin mixer composed by assembly components, external components and wall mounted spout



■ 3846PE00D101	146,60
■ 3846PE00D10K	183,20

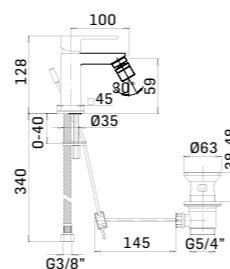
Parte esterna di finitura per miscelatore monocomando incasso per doccia ad 1 uscita
External components for 1-way concealed single lever shower mixer

Da completare con gruppo da incasso 37030000002*
To be completed with concealed mixer 37030000002*



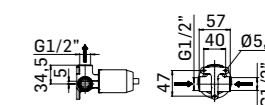
■ 5841000D251	209,60
■ 5841000D25K	266,80

Miscelatore monocomando per bidet con scarico da 5/4" con comando a pressione
Single lever bidet mixer with 5/4" pop-up waste



■ 370300000021	49,30
■ 37030000002K	79,10

Gruppo monocomando da incasso per doccia ad 1 uscita
Concealed 1-way single lever shower mixer



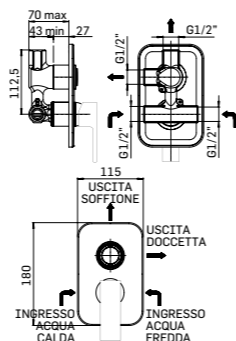


CODICE/CODE EURO

■ 2842PEOOD101 64,20

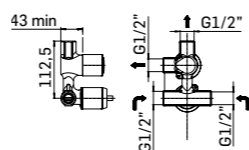
Parte esterna di finitura per miscelatore monocomando doccia da incasso con deviatore a 2 uscite
External components for built-in shower mixer with 2-ways diverter

Da completare con gruppo da incasso 280100000021
To be completed with concealed mixer 280100000021



■ 280100000021 137,40

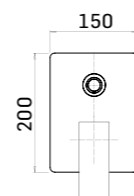
Gruppo doccia da incasso con deviatore a 2 uscite
Built-in shower mixer with 2 ways diverter



■ 3258PE000001 126,00

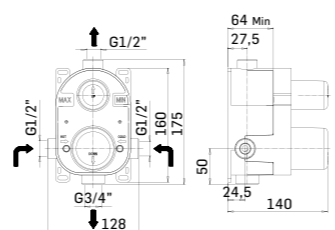
Parte esterna di finitura per miscelatore monocomando doccia da incasso con deviatore a 2 uscite
External components for built-in shower mixer with 2-ways diverter

Da completare con gruppo da incasso 271200000027
To be completed with concealed mixer 271200000027



□ 271200000027 210,80

Gruppo doccia da incasso con deviatore a 2 uscite
Built-in shower mixer with 2 ways diverter

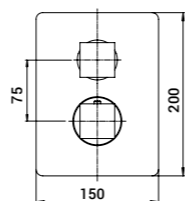


■ 3248PE000001 248,60

■ 3248PE00000K 324,00

Parte esterna di finitura per miscelatore termostatico incasso per doccia con deviatore a 2 uscite
External components for concealed thermostatic shower mixer 2-ways diverter

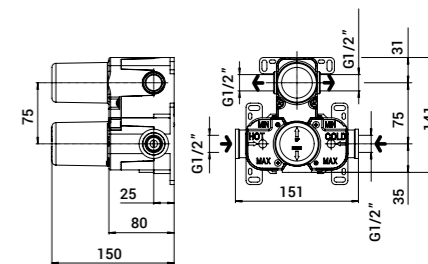
Da completare con gruppo termostatico da incasso 271000000027
To be completed with concealed thermostatic mixer 271000000027



CODICE/CODE EURO

□ 271000000027 223,30

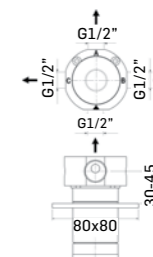
Gruppo doccia incasso termostatico universale con deviatore a 2 uscite
Universal built-in thermostatic shower mixer with 2 ways diverter



■ 28540000C021 308,10

■ 28540000C02K 380,20

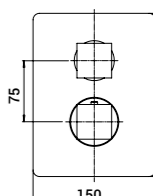
Deviatore da incasso a 3 uscite, composto da parte grezza e parte esterna di finitura
Concealed 3-ways diverter composed by assembly components and external components



■ 3246PE000001 238,20

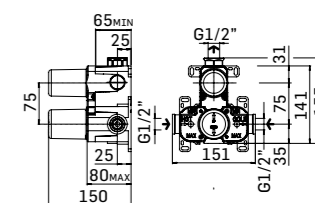
Parte esterna di finitura per miscelatore termostatico incasso per doccia ad 1 uscita, con rubinetto d'intercettazione dell'acqua miscelata
External components for concealed thermostatic shower mixer 1-way with stop valve

Da completare con gruppo termostatico da incasso 271100000027
To be completed with concealed thermostatic mixer 271100000027



□ 271100000027 211,80

Gruppo doccia incasso termostatico universale ad 1 via, con rubinetto d'intercettazione dell'acqua miscelata. Blocco di sicurezza a 38°C
Universal built-in thermostatic shower mixer 1-way with stop valve. Safety block at 38°



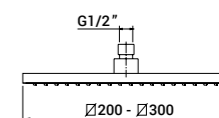
■ 0000857S001 154,60

Soffione 200x200 mm, in ottone, getto a pioggia, sistema anticalcare
200x200 mm brass shower head, inspectable, rain jet with anti-lime system

■ 0000858S001 213,00

■ 0000858S00K 377,80

Soffione 300x300 mm, in ottone, getto a pioggia, sistema anticalcare
300x300 mm brass shower head, inspectable, rain jet with anti-lime system



CODICE/CODE EURO

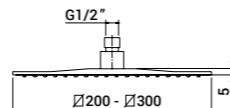


00000854S001 94,00

Soffione 200x200 mm, in acciaio inox 18/10, getto a pioggia, sistema anticalcare 200x200 mm shower head, made of 18/10 stainless steel, rain jet with anti-lime system

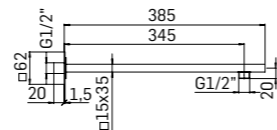
00000855S001 182,10

Soffione 300x300 mm, in acciaio inox 18/10, getto a pioggia, sistema anticalcare 300x300 mm shower head, made of 18/10 stainless steel, rain jet with anti-lime system



00000850L351 88,30

Braccio in ottone per installazione a parete, L=350 mm
Brass shower arm, L= 350 mm

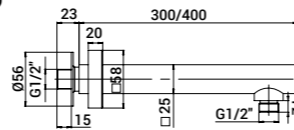


00000345L301 143,10

Braccio in ottone con fissaggio di sicurezza per installazione a parete L=300 mm
Brass shower arm with security fixing kit, L= 300 mm

00000345L401 167,20

Braccio in ottone con fissaggio di sicurezza per installazione a parete L=400 mm
Brass shower arm with security fixing kit, L= 400 mm



Articolo raccomandato per soffioni da 300 mm e 400 mm
Recommended product for 300 mm and 400 mm shower head

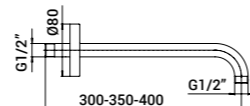


00000830L351 50,50

Braccio in ottone tondo Ø22 mm per installazione a parete, L=350 mm
Brass shower arm, L= 350 mm

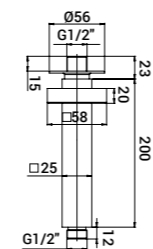
00000830L401 53,90

Braccio in ottone tondo Ø22 mm per installazione a parete, L=400 mm
Brass shower arm, L= 400 mm



00000851H201 59,70

Braccio quadro 25x25 mm con fissaggio di sicurezza per installazione a soffitto L=200 mm
Square ceiling shower arm with security fixing kit, L= 200 mm



Articolo raccomandato per soffioni da 300 mm e 400 mm
Recommended product for 300 mm and 400 mm shower head

CODICE/CODE EURO

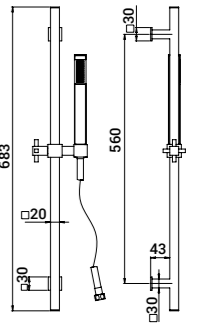


0000PU40Q001 269,10

Asta saliscendi con doccia getto a pioggia
Shower bar with rain jet handshower

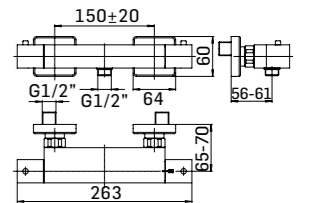
000003520121 61,90

Presca d'acqua a parete
Wall outlet



30450000D121 296,60

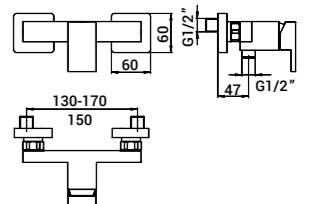
Miscelatore termostatico esterno doccia, con rubinetto di regolazione e di chiusura con vitone a dischi ceramici e con limitatore di sicurezza a 38°
Exposed thermostatic shower mixer temperature control handle with stop valve, water flow regulation and safety block at 38°C



38430000D121 348,10

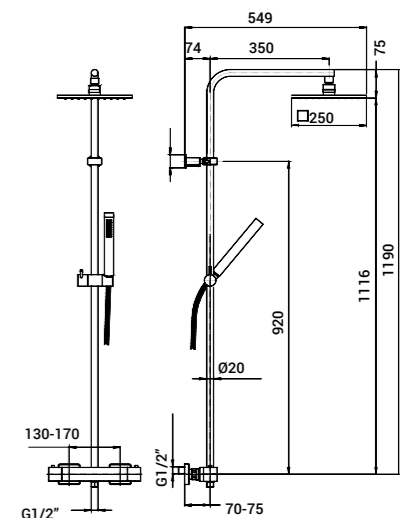
38430000D12K 452,20

Miscelatore esterno doccia
Single lever shower mixer



383708420021 798,10

Colonna doccia, con miscelatore termostatico esterno con soffione 250x250 mm in acciaio inox e doccia monogetto, deviatore integrato con arresto
Shower column with thermostatic mixer with 250x250 mm stainless steel shower head and handshower, integrated diverter

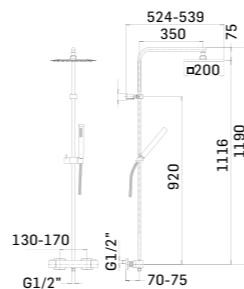




CODICE/CODE EURO

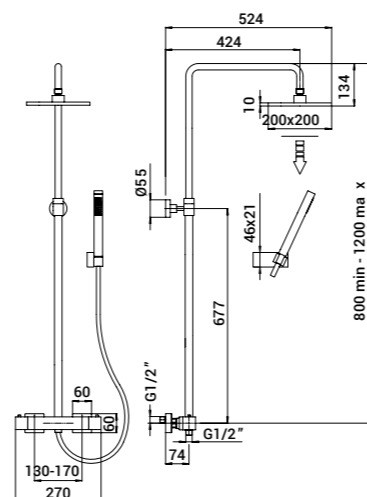
■ 383702540021 673,20

Colonna doccia, con miscelatore termostatico esterno con soffione 250x250 mm in acciaio inox e doccia monogetto, deviatore integrato con arresto
Shower column with thermostatic mixer with 250x250 mm stainless steel shower head and handshower, integrated diverter



■ 38470852002K 1.213,50

Colonna doccia con miscelatore termostatico, soffione 200x200 mm, regolabile in altezza con interasse fisso e supporto doccia a parete con doccia monogetto
Adjustable shower column, fixed centres with thermostatic mixer, 200x200 mm shower head, wall shower holder with handshower

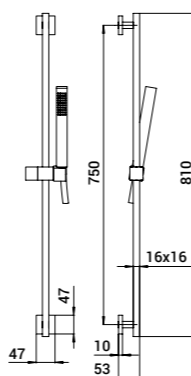


■ 0000PU40Q00K 354,90

Asta saliscendi con doccia getto a pioggia
Shower bar with rain jet handshower

■ 00000352012K 99,70

Presse d'acqua a parete
Wall outlet



CODICE/CODE EURO

■ 0000PO400121 168,40

■ 0000PO40002K 280,50

Accessorio doccia orientabile con presa acqua
Adjustable shower set, bracket with water outlet



■ 0000PD400001 177,50

■ 0000PD40000K 208,50

Accessorio doccia fisso
Fixed shower set



■ 000003520121 61,90

■ 00000352012K 99,70

Presse d'acqua a parete
Wall outlet



■ 22170000D121 235,90

■ 22170000D12K 294,30

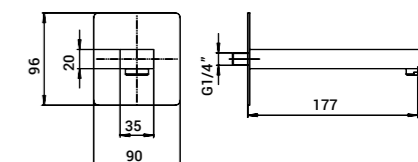
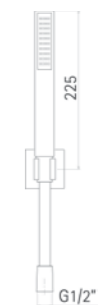
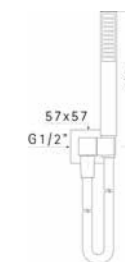
Bocca di erogazione a parete
Wall-mounted spout



■ 000004430051 36,80

■ 00000443005K 68,70

Scarico per lavabo da 5/4" con comando a pressione, con troppopieno, spessore installazione 30-45 mm
5/4" up&down system pop-up waste for wash basin. On surfaces up 30-45 mm





CODICE/CODE EURO

■ 6641PE00C001	161,10
■ 6641PE00C00K	228,70

Parte esterna per passo rapido incasso
 Da completare con passo rapido da 3/4"o 1" - 6601PI0000*7
External components for concealed flushvalve G.3/4"
*To be completed with 3/4"o 1" concealed flushvalve - 6601PI0000*7*

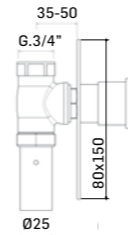
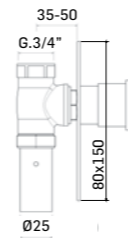


□ 6601PI000031	59,90
----------------	-------

Parte grezza passo rapido
 incasso da G.3/4" per WC
Assembly components G.3/4"
for concealed flushvalve

□ 6601PI000041	71,40
----------------	-------

Parte grezza passo rapido
 incasso da G.1" per WC
Assembly components G.1"
for concealed flushvalve



PICO LUX

DESIGNED BY
Mamoli R&D

Cromo/Chrome

Nero opaco
Matt Black

Ottone spazzolato PVD
PVD Brushed brass





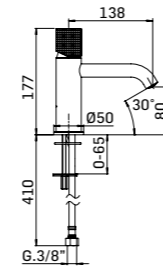


CODICE/CODE EURO

■ 4383000B001	263,40
■ 4383000BG0K	368,80

Miscelatore monocomando per lavabo senza scarico
Single lever basin mixer without pop-up waste

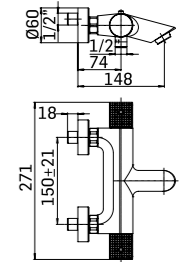
Accessorio opzionale // Optional accessory 000004430005*
Scarico da 5/4" con comando a pressione //
5/4" up&down system popup waste for wash basin



CODICE/CODE EURO

■ 1065000B021	378,00
---------------	--------

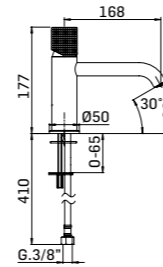
Miscelatore termostatico esterno per vasca
Exposed thermostatic bath mixer



■ 4383S170B001	297,70
■ 4383S170BG0K	416,80

Miscelatore monocomando per lavabo senza scarico
Single lever basin mixer without pop-up waste

Accessorio opzionale // Optional accessory 000004430005*
Scarico da 5/4" con comando a pressione //
5/4" up&down system popup waste for wash basin

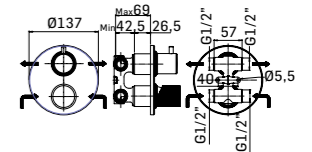


■ 0000944B001	213,00
---------------	--------

■ 0000944BG0K	298,90
---------------	--------

Parte esterna di finitura per miscelatore monocomando da incasso per doccia con deviatore manuale a 2 uscite
External components for concealed single lever shower mixer 2-ways manual diverter

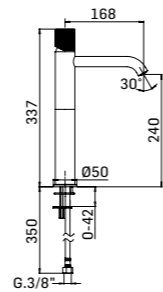
Da completare con gruppo da incasso 27030000002*
*To be completed with concealed mixer 27030000002**



■ 4386000B001	368,80
■ 4386000BG0K	516,40

Miscelatore monocomando per lavabo alto, senza scarico
High single lever basin mixer without pop-up waste

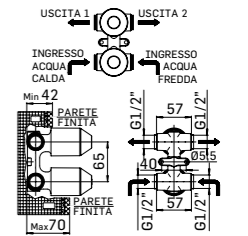
Accessorio opzionale // Optional accessory 000004430005*
Scarico da 5/4" con comando a pressione //
5/4" up&down system popup waste for wash basin



■ 270300000021	129,40
----------------	--------

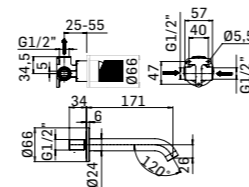
■ 27030000002K	180,90
----------------	--------

Gruppo monocomando doccia da incasso con deviatore a 2 uscite
Concealed single lever shower mixer with 2-ways diverter



■ 4388000B021	309,10
■ 4388000BG2K	432,80

Miscelatore monocomando da incasso per lavabo, composto da parte grezza, parte esterna di finitura e bocca di erogazione
Concealed single lever basin mixer composed by assembly components, external components and wall-mounted spout

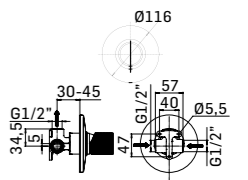


■ 0000954B001	160,30
---------------	--------

■ 0000954BG0K	224,50
---------------	--------

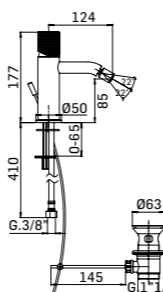
Parte esterna di finitura per miscelatore monocomando da incasso per doccia ad 1 uscita
External components for concealed 1-way single lever shower mixer

Da completare con gruppo da incasso 37030000002*
*To be completed with concealed mixer 37030000002**



■ 5381000B051	274,80
■ 5381000BG5K	384,70

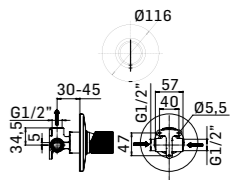
Miscelatore monocomando per bidet con scarico da 5/4" //
Single lever basin bidet with 5/4" pop-up waste



■ 370300000021	49,30
----------------	-------

■ 37030000002K	79,10
----------------	-------

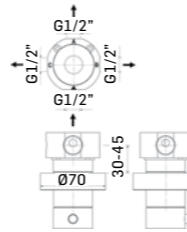
Gruppo monocomando da incasso per doccia ad 1 uscita
Concealed 1-way single lever shower mixer



CODICE/CODE EURO

- 23820000Z121 235,90
■ 23820000Z12K 306,90

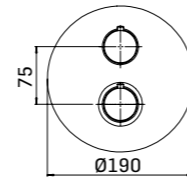
Deviatore da incasso a 3 uscite, composto da parte grezza e parte esterna di finitura
Concealded 3-ways diverter composed by assembly components and external components



- 3249PE000001 241,60
■ 3249PE00000K 314,90

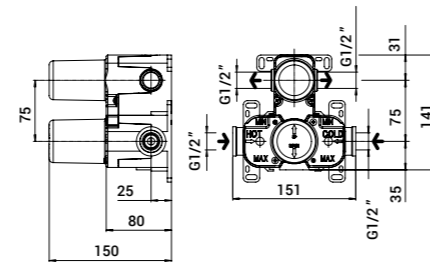
Parte esterna di finitura per miscelatore termostatico incasso per doccia con deviatore a 2 uscite
External components for concealed thermostatic shower mixer 2-ways diverter

Da completare con gruppo termostatico da incasso 271000000027
To be completed with concealed thermostatic mixer 271000000027



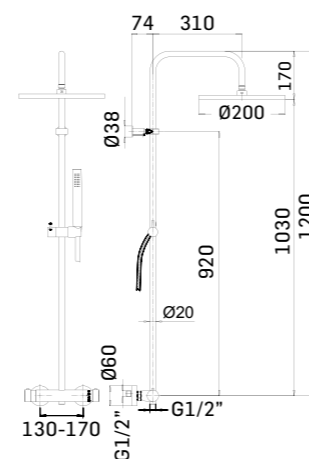
- 271000000027 223,30

Gruppo doccia incasso termostatico universale con deviatore a 2 uscite
Universal built-in thermostatic shower mixer with 2 ways diverter



- 382702560021 569,10

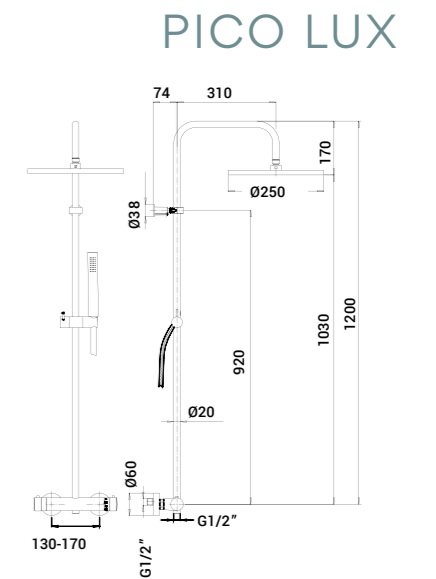
Colonna doccia, con miscelatore termostatico esterno con soffione Ø200 mm in A.B.S e doccia monogetto
Shower column with thermostatic mixer with Ø200 mm A.B.S rain jet anti-lime showerhead and adjustable shower holder with handshower



CODICE/CODE EURO

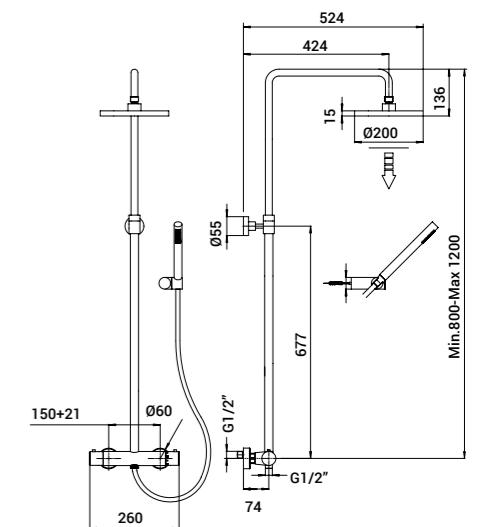
- 382708220021 697,30

Colonna doccia, con miscelatore termostatico esterno con soffione Ø250 mm in acciaio inox e doccia monogetto
Shower column with thermostatic mixer with Ø250 mm stainless steel shower head and handshower



- 38300832002K 961,70

Colonna doccia con miscelatore termostatico esterno con deviatore integrato, soffione Ø200 mm regolabile in altezza con interasse fisso ed accessorio doccia
Shower column with thermostatic mixer, integrated diverter and adjustable Ø200 mm shower head and shower set, fixed centres

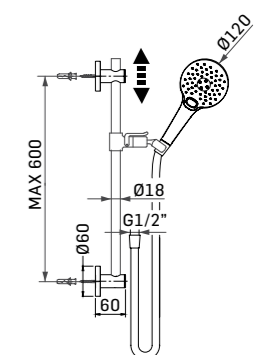


- 0000FN070001 194,70

Asta saliscendi con doccia a 3 getti
Shower bar with 3-jets handshower

- 000003250121 57,30

Presca d'acqua a parete
Wall outlet

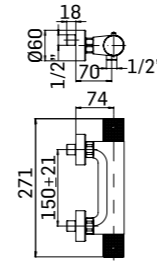


CODICE/CODE EURO



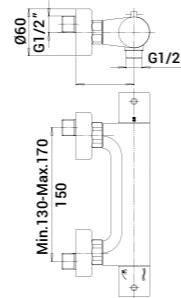
■ 30650000B021 319,00

Miscelatore termostatico esterno doccia
Exposed thermostatic shower mixer



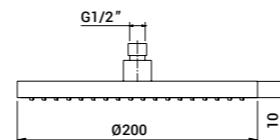
■ 30650000Z121 240,00

Miscelatore termostatico esterno doccia, con rubinetto di regolazione e di chiusura con vitone a dischi ceramici e con limitatore di sicurezza a 38°
Exposed thermostatic shower mixer temperature control handle with stop valve, water flow regulation and safety block at 38°C



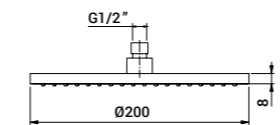
■ 00000832S001 57,30

Soffione in A.B.S. Ø200 mm, getto a pioggia, sistema anticalcare
Ø200 mm A.B.S. shower head, rain jet with anti-lime system



■ 00000837S001 144,30

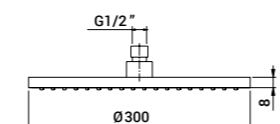
Soffione in ottone Ø200 mm, ispezionabile, getto a pioggia, sistema anticalcare
Ø200 mm brass shower head, inspectable, rain jet with anti-lime system



■ 00000838S001 268,00

■ 00000838S00K 372,10

Soffione in ottone Ø300 mm, ispezionabile, getto a pioggia, sistema anticalcare
Ø300 mm brass shower head, inspectable, rain jet with anti-lime system



CODICE/CODE EURO

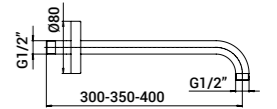
■ 00000830L351 50,50

■ 00000830L35K 103,10

Braccio in ottone tondo Ø22 mm per installazione a parete, L=350 mm
Brass shower arm, L= 350 mm

■ 00000830L401 53,90

Braccio in ottone tondo Ø22 mm per installazione a parete, L=400 mm
Brass shower arm, L= 400 mm



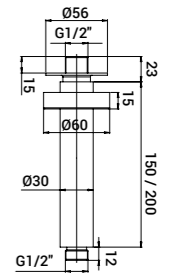
■ 00000831H201 50,50

■ 00000831H20K 103,10

Braccio tondo Ø30 con fissaggio di sicurezza per installazione a soffitto L=200 mm
Ceiling shower arm with security fixing kit, L= 200 mm

■ 00000831H151 48,20

Braccio tondo Ø30 con fissaggio di sicurezza per installazione a soffitto L=150 mm
Ceiling shower arm with security fixing kit, L= 150 mm



■ 22610000Z121 167,20

■ 22610000Z12K 206,10

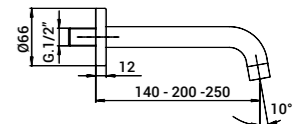
Bocca di erogazione a parete
Wall-mounted spout - L=200 mm

■ 2261S250Z121 224,50

Bocca di erogazione a parete
Wall-mounted spout - L=250 mm

■ 2261S140Z121 174,10

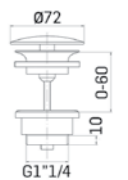
Bocca di erogazione a parete
Wall-mounted spout - L=140 mm



■ 000004940051 49,30

■ 00000494005K 80,20

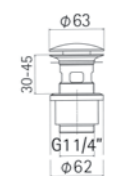
Scarico per lavabo da 5/4" a vite, con comando a pressione, spessore installazione 0-60 mm
5/4" up&down system pop-up waste for wash basin. On surfaces up 0-60 mm



■ 000004430051 36,80

■ 00000443005K 68,70

Scarico per lavabo da 5/4" con comando a pressione, con troppopieno, spessore installazione 30-45 mm
5/4" up&down system pop-up waste for wash basin. On surfaces up 30-45 mm



SPARTACO

DESIGNED BY
Mamoli R&D

Cromo/Chrome

Nero spazzolato PVD
PVD brushed black

Inox spazzolato PVD
PVD Brushed Inox

Nero opaco/Matt black





#49240000905F



#26060000902F



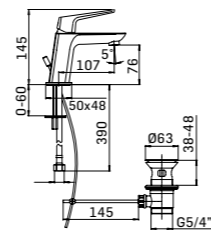
CODICE/CODE EURO

■ 492100009051	114,50
■ 492100009056	154,60
■ 49210000905K	143,10

Miscelatore monocomando per lavabo con scarico da 5/4"
Single lever basin mixer with 5/4" pop-up waste

■ 492300009001	110,00
----------------	--------

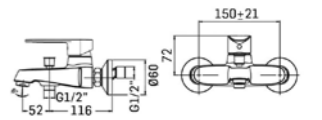
Idem, senza scarico
Ditto, without pop-up waste



CODICE/CODE EURO

■ 1922FB399121	217,60
■ 1922FB399126	326,30
■ 1922FB39912F	326,30
■ 1922FB39912K	269,10

Miscelatore monocomando esterno per vasca con deviatore automatico ed accessorio doccia fisso
Exposed single lever bath mixer with automatic diverter and fixed shower set

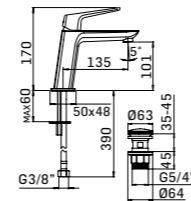


■ 492400009051	159,20
■ 492400009056	274,80
■ 49240000905F	274,80
■ 49240000905K	274,80

Miscelatore monocomando per lavabo con scarico da 5/4" con comando a pressione
Single lever basin mixer with 5/4" up&down system pop-up waste

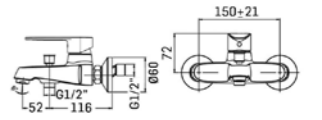
■ 492500009001	151,20
----------------	--------

Idem, senza scarico
Ditto, without pop-up waste



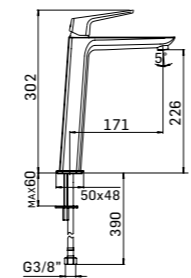
■ 192200009121	159,20
----------------	--------

Miscelatore monocomando esterno per vasca con deviatore automatico senza accessorio doccia
Exposed single lever bath mixer with automatic diverter without shower set



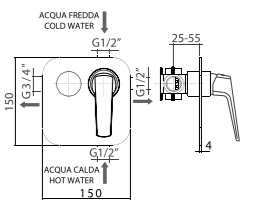
■ 492600009001	217,60
■ 492600009006	326,30
■ 49260000900F	326,30
■ 49260000900K	269,10

Miscelatore monocomando per lavabo alto, senza scarico
High single lever basin mixer, without pop-up waste



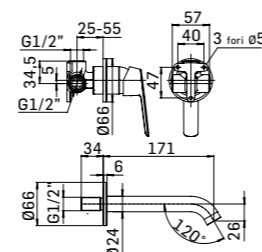
■ 260600009021	254,30
----------------	--------

Miscelatore monocomando incasso per doccia con deviatore automatico a 2 uscite, composto da parte grezza e parte esterna di finitura
Concealed single lever shower mixer with 2 ways automatic diverter composed by assembly components and external components



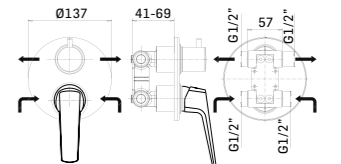
■ 492800009121	171,80
■ 492800009126	263,40
■ 49280000912F	263,40
■ 49280000912K	223,30

Miscelatore monocomando da incasso per lavabo, composto da parte grezza, parte esterna di finitura e bocca
Concealed single lever basin mixer composed by assembly components, external components and wall mounted spout



■ 2920PE009001	68,70
■ 2920PE009006	131,70
■ 2920PE00900F	131,70
■ 2920PE00900K	120,30

Parte esterna di finitura per miscelatore monocomando da incasso per doccia con deviatore manuale a 2 uscite
External components for concealed single lever shower mixer 2-ways manual diverter

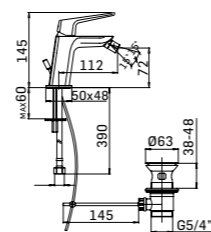


Da completare con gruppo da incasso 27030000002*
*To be completed with concealed mixer 27030000002**



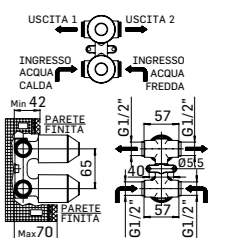
■ 592100009051	115,70
■ 592100009056	154,60
■ 59210000905F	154,60
■ 59210000905K	144,30

Miscelatore monocomando per bidet con scarico da 5/4"
Single lever bidet mixer with 5/4" pop-up waste



■ 270300000021	129,40
■ 270300000026	205,00
■ 27030000002F	205,00
■ 27030000002K	168,40

Gruppo monocomando doccia da incasso con deviatore a 2 uscite
Concealed single lever shower mixer with 2-ways diverter

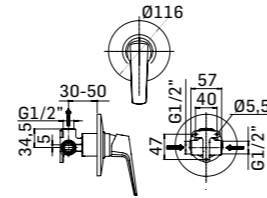




CODICE/CODE	EURO
3920PE009001	51,60
3920PE00900F	82,60
3920PE00900K	74,50

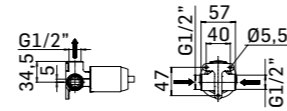
Parte esterna di finitura per miscelatore monocomando da incasso per doccia ad 1 uscita
External components for concealed 1-way single lever shower mixer

Da completare con gruppo da incasso 37030000002*
*To be completed with concealed mixer 37030000002**



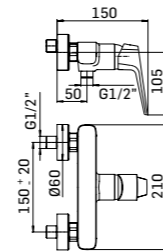
3920PE009001	49,30
3920PE00900F	96,30
3920PE00900K	79,10

Gruppo monocomando da incasso per doccia ad 1 uscita
Concealed 1-way single lever shower mixer



392300009021	119,20
39230000902F	179,90

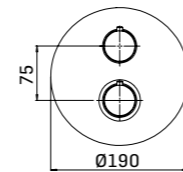
Miscelatore esterno doccia
Single lever shower mixer



3249PE000001	241,60
3249PE00000F	354,90
3249PE00000K	314,90

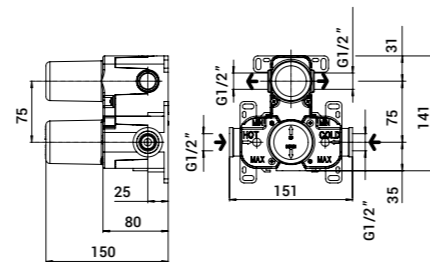
Parte esterna di finitura per miscelatore termostatico incasso per doccia con deviatore a 2 uscite
External components for concealed thermostatic shower mixer 2-ways diverter

Da completare con gruppo termostatico da incasso 271000000027
To be completed with concealed thermostatic mixer 271000000027



271000000027	223,30
--------------	--------

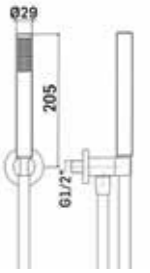
Gruppo doccia incasso termostatico universale con deviatore a 2 uscite
Universal built-in thermostatic shower mixer with 2 ways diverter



CODICE/CODE	EURO
-------------	------

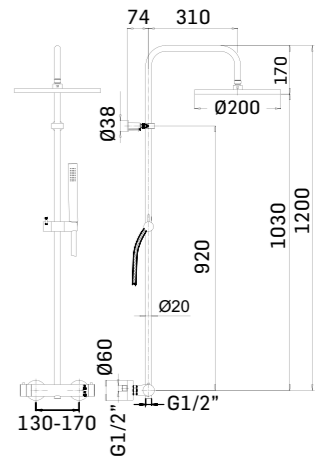
0000PV290121	153,50
0000PV29012F	231,40
0000PV29012K	176,40

Accessorio doccia fisso con presa acqua
Fixed shower set, bracket with water outlet



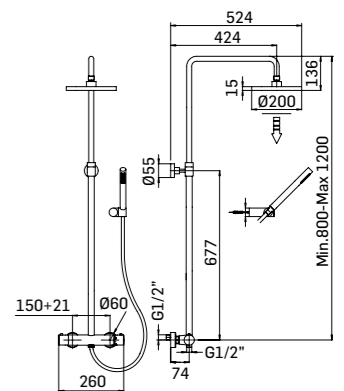
382702560021	569,10
--------------	--------

Colonna doccia, con miscelatore termostatico esterno con soffione Ø200 mm in acciaio inox e doccia monogetto
Shower column with thermostatic mixer with 200 mm stainless steel shower head and handshower



38270822002F	1.270,80
--------------	----------

Colonna doccia con miscelatore termostatico esterno con deviatore integrato, soffione Ø250 mm regolabile in altezza con interasse fisso ed accessorio doccia
Shower column with thermostatic mixer, integrated diverter and adjustable 250 mm shower head and shower set, fixed centres

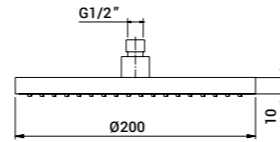


CODICE/CODE EURO



00000832S001 57,30

Soffione in A.B.S. Ø200 mm, getto a pioggia, sistema anticalcare
Ø200 mm A.B.S. shower head, rain jet with anti-lime system



00000834S001 94,00

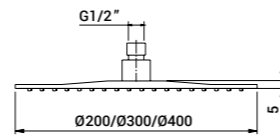
Soffione Ø200 mm, in acciaio inox 18/10, getto a pioggia, sistema anticalcare
Ø200 mm shower head, made of 18/10 stainless steel, rain jet with anti-lime system

00000835S001 182,10

Idem, Ø300 mm
Ditto, Ø300 mm

00000836S001 278,30

Idem, Ø400 mm
Ditto, Ø400 mm



00000837S001 144,30

Soffione in ottone Ø200 mm, ispezionabile, getto a pioggia, sistema anticalcare
Ø200 mm brass shower head, inspectable, rain jet with anti-lime system

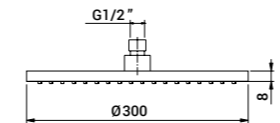
00000838S001 268,00

00000838S006 455,70

00000838S00F 455,70

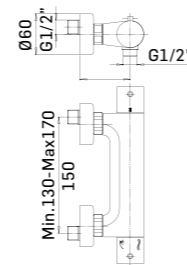
00000838S00K 372,10

Soffione in ottone Ø300 mm, ispezionabile, getto a pioggia, sistema anticalcare
Ø300 mm brass shower head, inspectable, rain jet with anti-lime system



300300000121 194,70

Miscelatore termostatico esterno doccia, con rubinetto di regolazione e di chiusura con vitone a dischi ceramici e con limitatore di sicurezza a 38°
Exposed thermostatic shower mixer temperature control handle with stop valve, water flow regulation and safety block at 38°C



22610000Z221 167,20

22610000Z22K 206,10

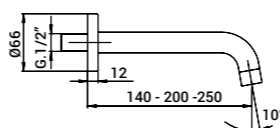
Bocca di erogazione a parete
Wall-mounted spout - L=221 mm

2261S250Z121 224,50

Bocca di erogazione a parete
Wall-mounted spout - L=250 mm

2261S140Z121 174,10

Bocca di erogazione a parete
Wall-mounted spout - L=140 mm

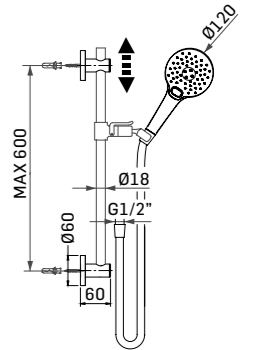


0000FN070001 194,70

Asta saliscendi con doccia a 3 getti
Shower bar with 3-jets handshower

000003250121 57,30

Presse d'acqua a parete
Wall outlet



00000830L351 50,50

00000830L356 137,40

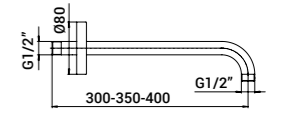
00000830L35F 137,40

00000830L35K 103,10

Braccio in ottone tondo Ø22 mm per installazione a parete, L=350 mm
Brass shower arm, L= 350 mm

00000830L401 53,90

Braccio in ottone tondo Ø22 mm per installazione a parete, L=400 mm
Brass shower arm, L= 400 mm

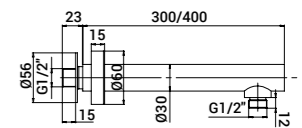


00000348L301 100,80

Braccio in ottone Ø30 mm con fissaggio di sicurezza per installazione a parete L=300 mm
Brass shower arm with security fixing kit, L= 300 mm

00000348L401 118,00

Braccio in ottone Ø30 mm con fissaggio di sicurezza per installazione a parete L=400 mm
Brass shower arm with security fixing kit, L= 400 mm



Articolo raccomandato per soffioni da 300 mm e 400 mm
Recommended product for 300 mm and 400 mm shower head



00000831H201 53,90

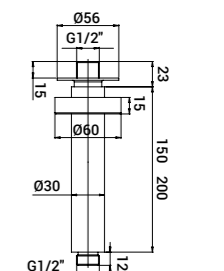
00000831H206 116,90

00000831H20F 116,90

00000831H20K 103,10

Braccio tondo Ø30 con fissaggio di sicurezza per installazione a soffitto L=200 mm
Ceiling shower arm with security fixing kit, L= 200 mm

Articolo raccomandato per soffioni da 300 mm e 400 mm
Recommended product for 300 mm and 400 mm shower head

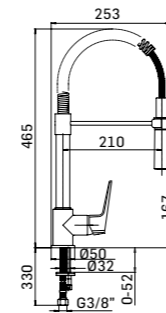




CODICE/CODE EURO

79100009001 345,90

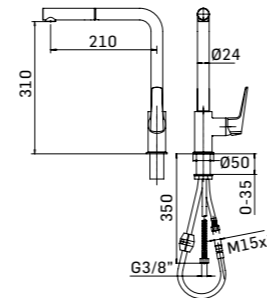
Miscelatore monocomando per lavello con doccia orientabile
Single lever sink mixer with adjustable handspray



79110009001 187,50

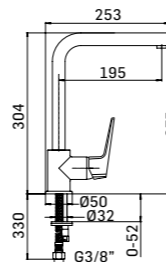
Miscelatore monocomando per lavello con doccia estraibile
Single lever sink mixer with pull out handspray

NEW



79080009001 208,50

Miscelatore monocomando per lavello
Single lever sink mixer

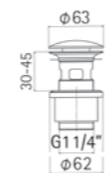


000004430051 36,80

00000443005F 82,60

00000443005K 68,70

Scarico per lavabo da 5/4" con comando a pressione, con troppopieno, spessore installazione 30-45 mm
5/4" up&down system pop-up waste for wash basin.
On surfaces up 30-45 mm

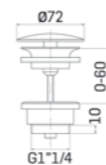


000004940051 49,30

00000494005F 103,10

00000494005K 80,20

Scarico per lavabo da 5/4" a vite, con comando a pressione, spessore installazione 0-60 mm.
5/4" up&down system pop-up waste for wash basin.
On surfaces up 0-60 mm.



1960 / 1970 - In pieno boom edilizio Mamoli realizza i primi sistemi wellness e le prime rubinetterie termostatiche per l'ambiente doccia.



PICO XS

DESIGNED BY
Mamoli R&D

Cromo/Chrome



#4316000Z201



#4316000Z201



CODICE/CODE EURO

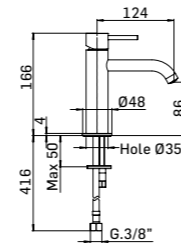
CODICE/CODE EURO



■ 4313000Z201 190,00

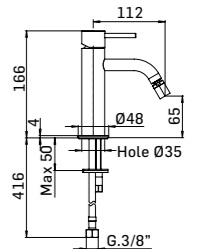
Miscelatore monocomando per lavabo senza scarico //
Single lever basin mixer without pop-up waste

Accessorio opzionale // Optional accessory 0000044300051
Scarico da 5/4" con comando a pressione //
5/4" up&down system popup waste for wash basin



■ 5311000Z251 190,00

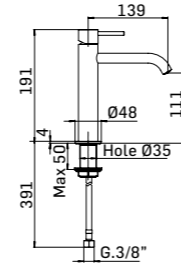
Miscelatore monocomando per bidet con scarico
da 5/4" con comando a pressione // Single lever bidet
mixer with 5/4" up&down system popup waste



■ 4315000Z201 215,00

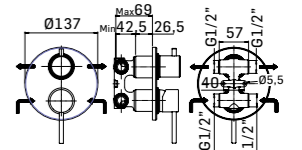
Miscelatore monocomando per lavabo senza scarico //
Single lever basin mixer without pop-up waste

Accessorio opzionale // Optional accessory 0000044300051
Scarico da 5/4" con comando a pressione //
5/4" up&down system popup waste for wash basin



■ 00000944Z101 132,90

Parte esterna di finitura per miscelatore monocomando
da incasso per doccia con deviatore manuale a 2 uscite
External components for concealed single lever shower
mixer 2-ways manual diverter



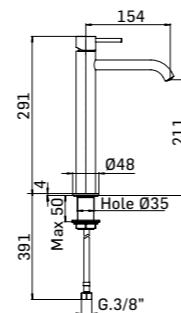
Da completare con gruppo da incasso 27030000002*
To be completed with concealed mixer 27030000002*



■ 4316000Z201 278,00

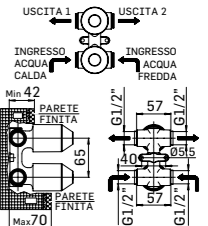
Miscelatore monocomando per lavabo senza scarico //
Single lever basin mixer without pop-up waste

Accessorio opzionale // Optional accessory 0000044300051
Scarico da 5/4" con comando a pressione //
5/4" up&down system popup waste for wash basin



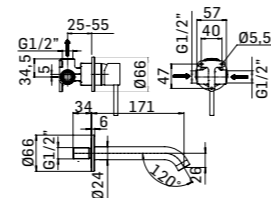
■ 270300000021 129,40

Gruppo monocomando doccia da incasso con deviatore a 2 uscite
Concealed single lever shower mixer with 2-ways diverter



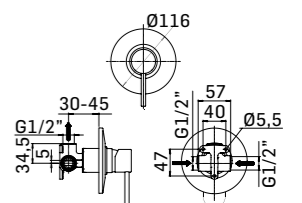
■ 4388000Z121 229,00

Miscelatore monocomando da incasso per lavabo, composto
da parte grezza, parte esterna di finitura e bocca di erogazione
Concealed single lever basin mixer composed by assembly
components, external components and wall-mounted spout



■ 00000954Z101 80,20

Parte esterna di finitura per miscelatore monocomando
da incasso per doccia ad 1 uscita
External components for concealed 1-way single lever shower mixer

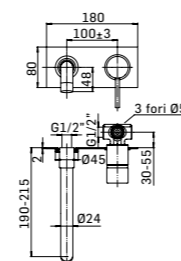


Da completare con gruppo da incasso 37030000002*
To be completed with concealed mixer 37030000002*



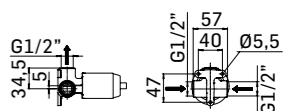
■ 4387PU00Z121 334,40

Miscelatore monocomando da incasso per lavabo, composto
da parte grezza, parte esterna di finitura e bocca di erogazione
Concealed single lever basin mixer composed by assembly
components, external components and wall-mounted spout



■ 370300000021 49,30

Gruppo monocomando da incasso per doccia ad 1 uscita
Concealed 1-way single lever shower mixer

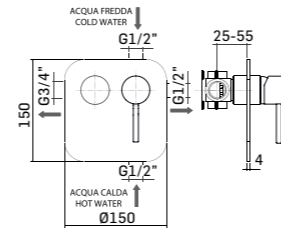




CODICE/CODE EURO

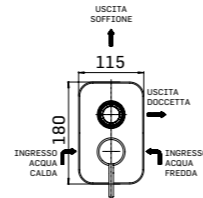
■ 26070000Z021 254,30

Miscelatore monocomando incasso per doccia con deviatore automatico a 2 uscite, composto da parte grezza e parte esterna di finitura
Concealed single lever shower mixer with 2 ways automatic diverter composed by assembly components and external components



■ 00000945Z101 57,30

Parte esterna di finitura per miscelatore monocomando da incasso per doccia con deviatore a pulsante a 2 uscite
External components for concealed single lever shower mixer 2-ways push-up diverter

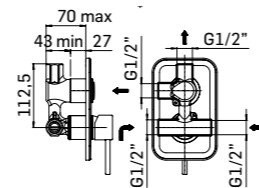


Da completare con gruppo da incasso 280100000021
To be completed with concealed mixer 280100000021



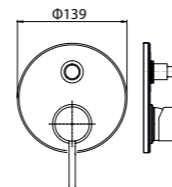
■ 280100000021 137,40

Gruppo doccia da incasso con deviatore a 2 uscite
Built-in shower mixer with 2 ways diverter



■ 3259PE000001 102,00

Parte esterna di finitura per miscelatore monocomando doccia da incasso con deviatore a 2 uscite
External components for built-in shower mixer with 2-ways diverter



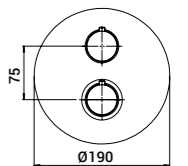
Da completare con gruppo da incasso 271200000027
To be completed with concealed mixer 271200000027



■ 3247PE000001 206,10


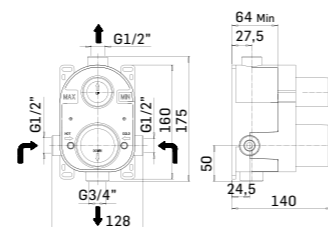
Parte esterna di finitura per miscelatore termostatico incasso per doccia ad 1 uscita, con rubinetto d'intercettazione dell'acqua miscelata
External components for concealed thermostatic shower mixer 1-way with stop valve

Da completare con gruppo termostatico da incasso 271100000027
To be completed with concealed thermostatic mixer 271100000027



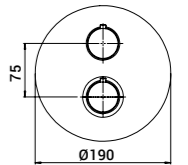
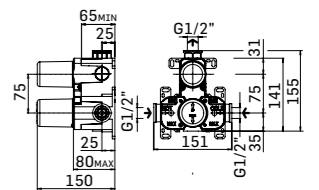
□ 271200000027 210,80

Gruppo doccia da incasso con deviatore a 2 uscite
Built-in shower mixer with 2 ways diverter



□ 271100000027 211,80

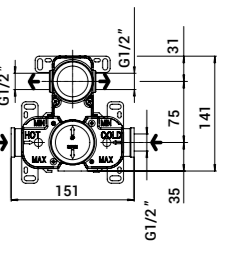
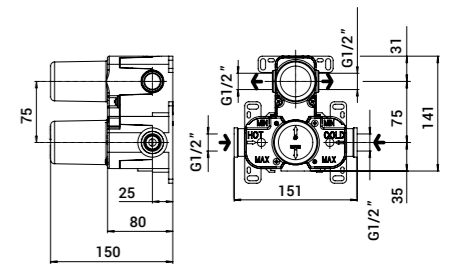
Gruppo doccia incasso termostatico universale ad 1 via, con rubinetto d'intercettazione dell'acqua miscelata. Blocco di sicurezza a 38°C
Universal built-in thermostatic shower mixer 1-way with stop valve. Safety block at 38°



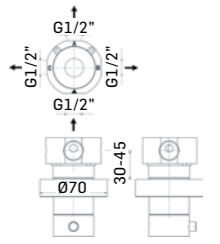
■ 3249PE000001 241,60

Parte esterna di finitura per miscelatore termostatico incasso per doccia con deviatore a 2 uscite
External components for concealed thermostatic shower mixer 2-ways diverter

Da completare con gruppo termostatico da incasso 271000000027
To be completed with concealed thermostatic mixer 271000000027



PICO XS





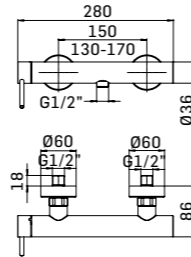
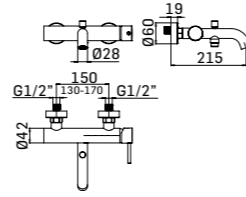
CODICE/CODE EURO

■ 1383PG29Z121 392,70

Miscelatore monocomando esterno per vasca con deviatore automatico ed accessorio doccia fisso
Exposed single lever bath mixer with automatic diverter and fixed shower set

■ 13830000Z121 295,40

Idem, senza accessorio doccia
Ditto, without shower set



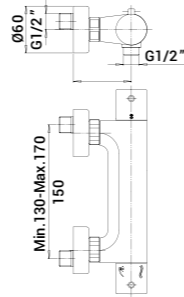
■ 33820000Z121 170,70

Miscelatore esterno doccia
Single lever shower mixer



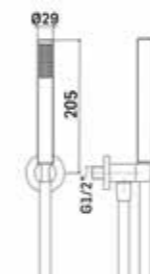
■ 30650000Z121 240,00

Miscelatore termostatico esterno doccia, con rubinetto di regolazione e di chiusura con vitone a dischi ceramici e con limitatore di sicurezza a 38°
Exposed thermostatic shower mixer temperature control handle with stop valve, water flow regulation and safety block at 38°C



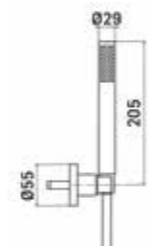
■ 0000PV290121 153,50

Accessorio doccia fisso con presa acqua.
Fixed shower set, bracket with water outlet.



■ 0000PG290001 108,80

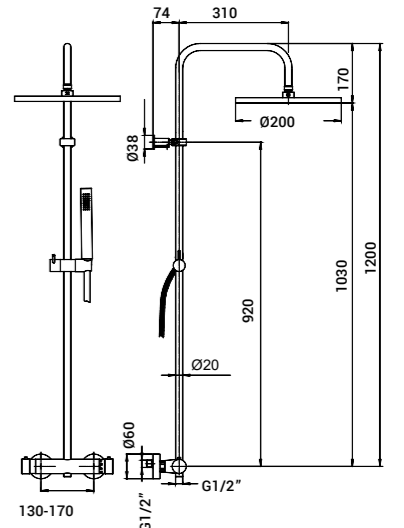
Accessorio doccia fisso.
Fixed shower set.



CODICE/CODE EURO

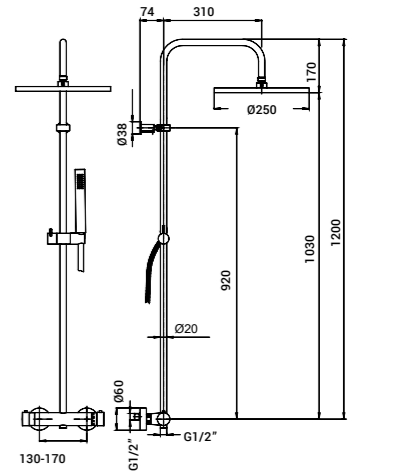
■ 382702560021 569,10

Colonna doccia, con miscelatore termostatico esterno con soffione Ø200 mm in A.B.S e doccia monogetto
Shower column with thermostatic mixer with Ø200 mm A.B.S rain jet anti-lime showerhead and adjustable shower holder with handshower



■ 382708220021 697,30

Colonna doccia, con miscelatore termostatico esterno con soffione Ø250 mm in acciaio inox e doccia monogetto
Shower column with thermostatic mixer with Ø250 mm stainless steel shower head and handshower

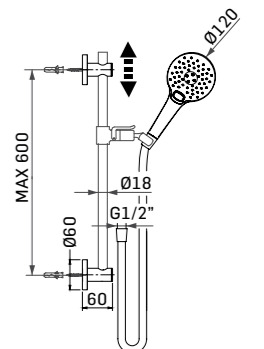


■ 0000FN070001 194,70

Asta saliscendi con doccia a 3 getti
Shower bar with 3-jets handshower

■ 000003250121 57,30

Presca d'acqua a parete
Wall outlet

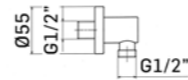


CODICE/CODE EURO



■ 000003250121 57,30

Presa d'acqua a parete.
Wall outlet.



CODICE/CODE EURO

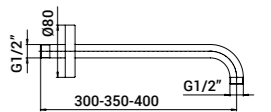


■ 00000830L351 50,50

Braccio in ottone tondo
Ø22 mm per installazione a
parete, L=350 mm
Brass shower arm, L= 350 mm

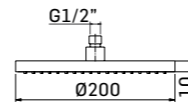
■ 00000830L401 53,90

Braccio in ottone tondo
Ø22 mm per installazione a
parete, L=400 mm
Brass shower arm, L= 400 mm



■ 00000832S001 57,30

Soffione in A.B.S. Ø200 mm, getto a pioggia, sistema anticalcare
Ø200 mm A.B.S. shower head, rain jet with anti-lime system

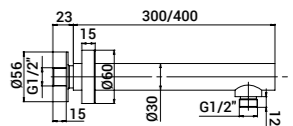


■ 00000348L301 100,80

Braccio in ottone Ø30 mm
con fissaggio di sicurezza per
installazione a parete L=300 mm
Brass shower arm with security
fixing kit, L= 300 mm

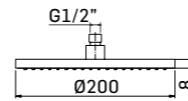
■ 00000348L401 118,00

Braccio in ottone Ø30 mm
con fissaggio di sicurezza per
installazione a parete L=400 mm
Brass shower arm with security
fixing kit, L= 400 mm



■ 00000837S001 144,30

Soffione in ottone Ø200 mm, ispezionabile,
getto a pioggia, sistema anticalcare
Ø200 mm brass shower head,
inspectable, rain jet with anti-lime system

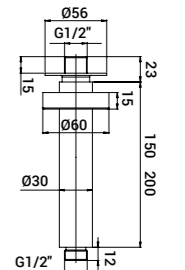


■ 00000831H151 48,20

Braccio tondo Ø30 con fissaggio
di sicurezza per installazione a
soffitto L=150 mm
Ceiling shower arm with security
fixing kit, L= 150 mm

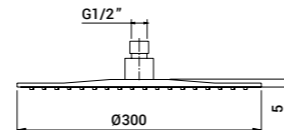
■ 00000831H201 53,90

Braccio in ottone Ø30 mm con
fissaggio di sicurezza per installazione
a soffitto L=200 mm
Brass shower arm with security fixing
kit, L= 200 mm



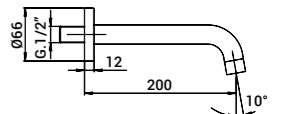
■ 00000835S001 182,10

Soffione Ø300 mm, in acciaio inox 18/10,
getto a pioggia, sistema anticalcare.
Ø300 mm shower head, made of 18/10 stainless steel,
rain jet with anti-lime system.



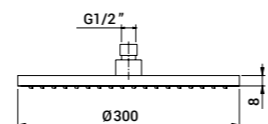
■ 2261000Z121 167,20

Bocca di erogazione a parete
Wall-mounted spout - L=200 mm



■ 00000838S001 268,00

Soffione in ottone Ø300 mm, ispezionabile,
getto a pioggia, sistema anticalcare
Ø300 mm brass shower head,
inspectable, rain jet with anti-lime system

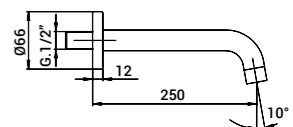


■ 2261S250Z121 224,50

Bocca di erogazione a parete
Wall-mounted spout - L=250 mm

■ 2261S140Z121 174,10

Bocca di erogazione a parete
Wall-mounted spout - L=140 mm

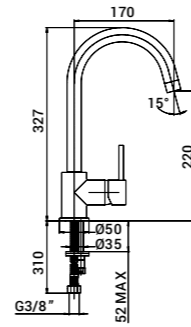




CODICE/CODE EURO

7381000Z101 199,30

Miscelatore monocomando per lavello
Single lever sink mixer

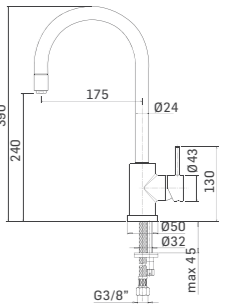


CODICE/CODE EURO

72070000001 220,00
72070000000G 378,00

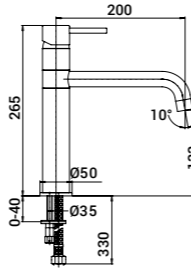
Miscelatore monocomando per lavello
con doccia estraibile
Single lever sink mixer with pull out handspray

PICO XS



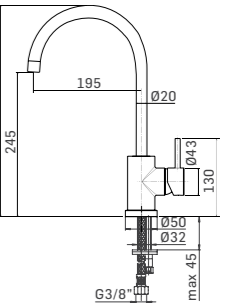
7389000Z101 211,80

Miscelatore monocomando per lavello
Single lever sink mixer



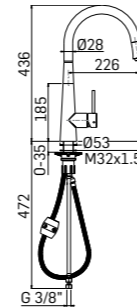
72060000001 197,00

Miscelatore monocomando per lavello
Single lever sink mixer
Single lever sink mixer with adjustable 2-jets handspray



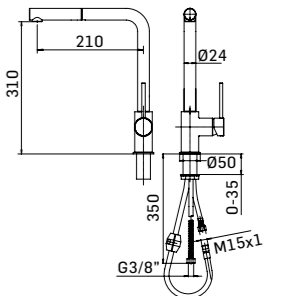
7241M0000001 206,10

Miscelatore monocomando per lavello
con doccia estraibile
Single lever sink mixer with pull out handspray



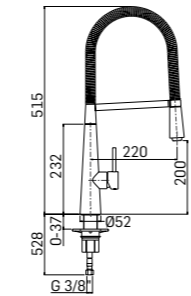
72110000001 177,50

Miscelatore monocomando per lavello con doccia estraibile
Single lever sink mixer with pull out handspray



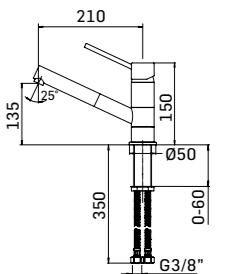
7240M0000001 194,70
7240M000000F 194,70

Miscelatore monocomando per lavello
con doccia orientabile
Single lever sink mixer with adjustable handspray



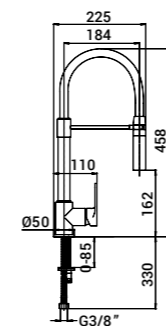
72100000001 177,50

Miscelatore monocomando per lavello con doccia estraibile
Single lever sink mixer with pull out handspray



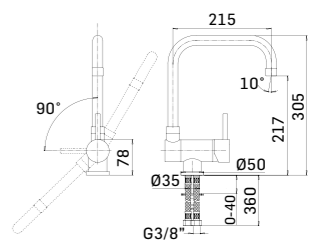
7307000Z101 304,00

Miscelatore monocomando per lavello
con doccia orientabile
Single lever sink mixer with adjustable handspray



77720000001 363,00

Miscelatore monocomando per lavello
con bocca pieghevole per installazione sottofinestra
Under window single lever sink mixer

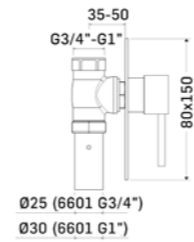




CODICE/CODE EURO

■ 6631PE00Z001 149,70

Parte esterna per passo rapido incasso
Da completare con passo rapido da 3/4"o 1" - 6601PI0000*7
External components for concealed flushvalve G.3/4"
To be completed with 3/4"o 1" concealed flushvalve



□ 6601PI000031 59,90

Parte grezza passo rapido
incasso da G.3/4" per WC
Assembly components G.3/4"
for concealed flushvalve

□ 6601PI000041 71,40

Parte grezza passo rapido
incasso da G.1" per WC
Assembly components G.1"
for concealed flushvalve



■ 000004430051 36,80


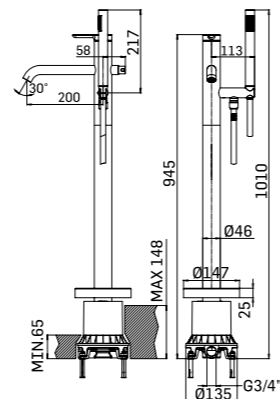
Scarico per lavabo da 5/4" con comando a pressione,
con troppopieno, spessore installazione 30-45 mm
5/4" up&down system pop-up waste
for wash basin. On surfaces up 30-45 mm



■ 1384P329Z221 990,00

Miscelatore monocomando esterno a colonna da pavimento
con accessorio doccia
Free standing single lever bath mixer with handshower

Disponibile dal 1/2024/Available from 2024/1



1970 - Mamoli risponde alle nuove esigenze dell'abitare con le prime serie con comando a pulsantiera e rubinetterie monocomando. Nel 1978 Nasce la Serie Quarzomix, la prima serie monocomando a cartuccia e dischi ceramici.

MONSIEUR




#499600000006



MONSIEUR

DESIGNED BY
Mamoli R&D



#299700000026



#499700000021



#149900000001



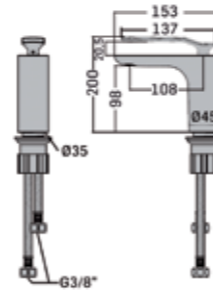
#299200000021

MONSIEUR



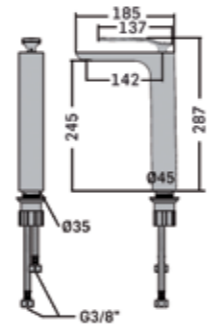
CODICE/CODE	EURO
499100000051	266,00
499100000056	405,00
499100000L53	405,00

Miscelatore monocomando per lavabo con scarico da 5/4" con comando a pressione
Single lever basin mixer with 5/4" up&down system popup waste



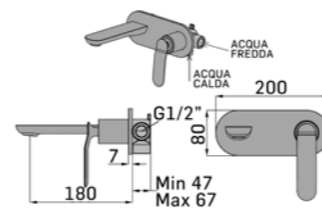
499600000001	387,00
499600000006	554,00
499600000L03	554,00

Miscelatore monocomando per lavabo alto, senza scarico
High single lever basin mixer, without popup waste



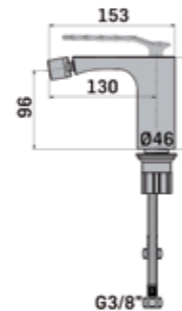
499700000021	370,00
499700000026	462,00
499700000L23	462,00

Miscelatore monocomando da incasso per lavabo, composto da parte grezza e parte esterna di finitura e bocca a parete
Concealed single lever basin mixer, composed by assembly components, external components and wall-mounted spout



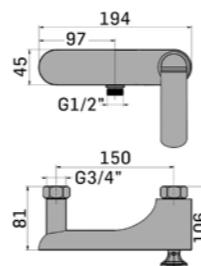
599100000051	266,00
--------------	--------

Miscelatore monocomando per bidet con scarico da 5/4" *Single lever basin bidet with 5/4" pop-up waste*



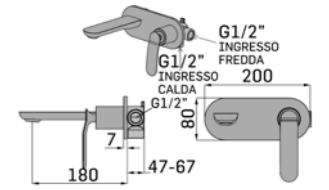
399300000021	238,00
399300000026	292,00
399300000L23	292,00

Miscelatore monocomando esterno per doccia
Exposed single lever shower mixer



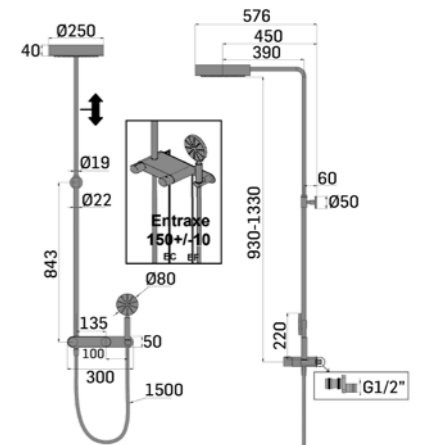
CODICE/CODE	EURO
199100000021	286,00
199100000026	356,00
199100000L23	356,00

Miscelatore monocomando esterno per vasca con deviatore automatico
Exposed single lever bath mixer with automatic diverter



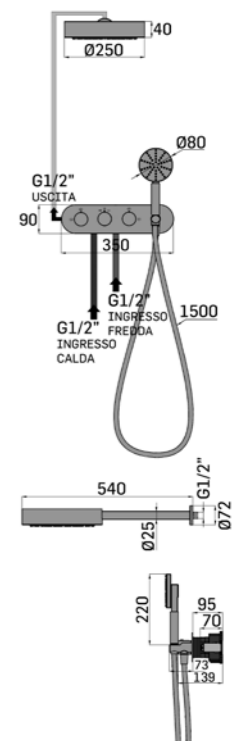
299700000021	1.450,00
299700000026	1.936,00
299700000L23	1.936,00

Colonna doccia con miscelatore termostatico, soffione Ø250 mm, regolabile in altezza con interasse fisso con doccia monogetto
Adjustable shower column, fixed centres with thermostatic mixer, Ø250 mm shower head, with handshower



299200000021	1.693,00
299200000026	2.127,00
299200000L23	2.127,00

Colonna doccia con miscelatore termostatico, soffione Ø250 mm, regolabile in altezza con interasse fisso con doccia monogetto
Adjustable shower column, fixed centres with thermostatic mixer, Ø250 mm shower head, with handshower

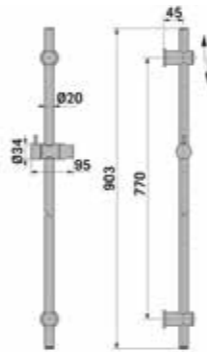


CODICE/CODE EURO



0000PF290101	194,00
0000PF290106	301,00
0000PF290L03	301,00

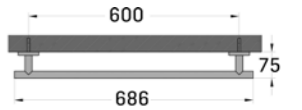
Asta saliscendi con doccia getto a pioggia
Shower bar with rain jet handshower



CODICE/CODE EURO

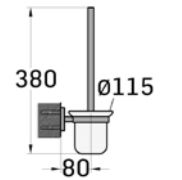
000006210001	109,00
000006210006	162,00

Portasalviette
Towel bar



000006230001	73,00
000006230006	109,00

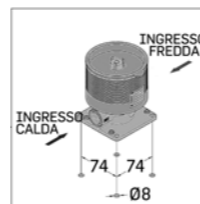
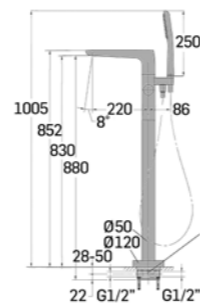
Portascopino
Toilet brush set



149900000001	2.261,00
--------------	----------

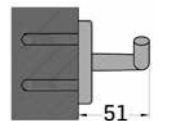
Miscelatore termostatico a colonna da pavimento
con accessorio doccia
Free standing single lever bath mixer with handshower

- Corpo da posare sottotraccia incluso
- Built-in body included



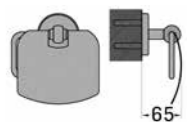
000006250001	40,00
000006250006	55,00

Portabiti
Hook



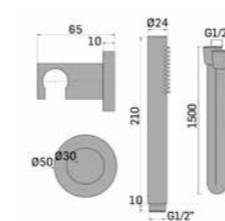
000006240001	77,00
000006240006	119,00

Portarotolo
Toilet paper holder



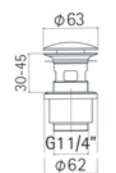
0000PB290101	158,00
0000PB290106	190,00
0000PB290L03	209,00

Accessorio doccia fisso
Fixed shower set



000004430051	36,80
000004430056	82,60

Scarico per lavabo da 5/4" con comando a pressione,
con troppopieno, spessore installazione 30-45 mm
5/4" up&down system pop-up waste for wash basin.
On surfaces up 30-45 mm





LOGOS+

DESIGNED BY
Mamoli R&D



Cromo/Chrome



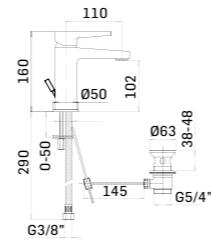
CODICE/CODE EURO

■ 45010000L051 123,00

Miscelatore monocomando per lavabo con scarico da 5/4"
Single lever basin mixer with 5/4" pop-up waste

■ 45010000L051 118,50

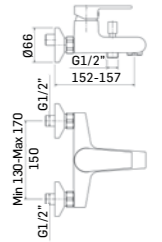
Idem, senza scarico
Ditto, without pop-up waste



CODICE/CODE EURO

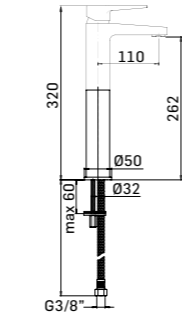
■ 17220000L021 136,30

Miscelatore monocomando esterno per vasca con deviatore automatico senza accessorio doccia
Exposed single lever bath mixer with automatic diverter without shower set



■ 45060000L001 215,30

Miscelatore monocomando per lavabo alto, senza scarico
High single lever basin mixer without pop-up waste



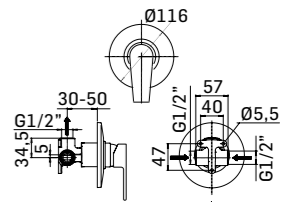
■ 37200000L121 71,10

Miscelatore da incasso per doccia, composto da parte grezza e parte esterna di finitura
Concealed single lever shower mixer composed by assembly components and external components

■ 3720PE00L101 33,30

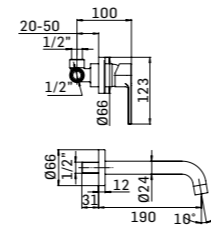
Parte esterna di finitura per miscelatore monocomando da incasso per doccia ad 1 uscita
External components for concealed 1-way single lever shower mixer

Da completare con gruppo da incasso 370300000021
To be completed with concealed mixer 370300000021



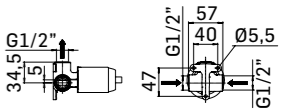
■ 45070000L021 210,80

Miscelatore monocomando da incasso per lavabo, composto da parte grezza e parte esterna di finitura e bocca a parete
Concealed single lever basin mixer, composed by assembly components, external components and wall mounted spout



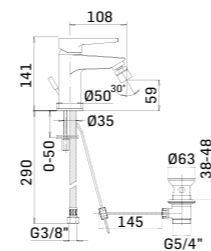
■ 370300000021 49,30

Gruppo monocomando da incasso per doccia ad 1 uscita
Concealed 1-way single lever shower mixer



■ 55010000L051 123,00

Miscelatore monocomando per bidet con scarico da 5/4"
Single lever bidet mixer with 5/4" pop-up waste



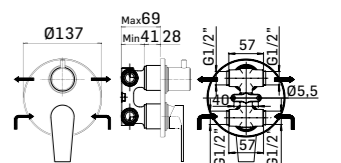
■ 27200000L121 166,00

Miscelatore da incasso per doccia con deviatore a 2 uscite, composto da parte grezza e parte esterna di finitura
Concealed single lever shower mixer with 2-ways diverter composed by assembly components and external components

■ 2720PE00L101 53,90

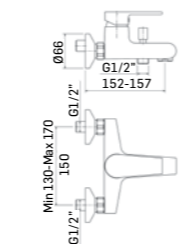
Parte esterna di finitura per miscelatore da incasso per doccia ad 2 uscite
External components for concealed 2-ways single lever shower mixer

Da completare con gruppo da incasso 270300000021
To be completed with concealed mixer 270300000021



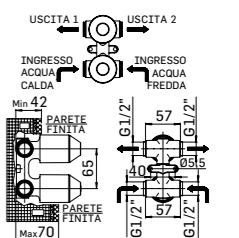
■ 1722FB68L021 150,10

Miscelatore monocomando esterno per vasca con deviatore automatico ed accessorio doccia fisso
Exposed single lever bath mixer with automatic diverter and fixed shower set



■ 270300000021 129,40

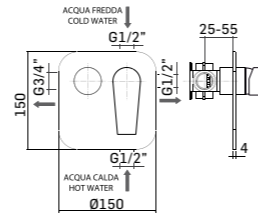
Gruppo monocomando doccia da incasso con deviatore a 2 uscite
Concealed single lever shower mixer with 2-ways diverter





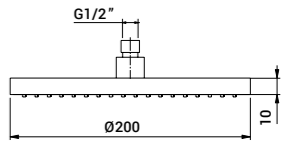
■ 26050000L021 245,10

Miscelatore monocomando incasso per doccia con deviatore automatico a 2 uscite, composto da parte grezza e parte esterna di finitura
Concealed single lever shower mixer with 2 ways automatic diverter composed by assembly components and external components



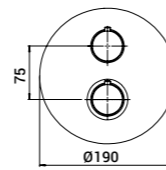
■ 00000832S001 57,30

Soffione in A.B.S. Ø200 mm, getto a pioggia, sistema anticalcare
Ø200 mm A.B.S. shower head, rain jet with anti-lime system



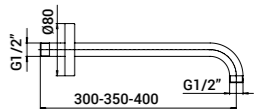
■ 3249PE000001 241,60

Parte esterna di finitura per miscelatore termostatico incasso per doccia con deviatore a 2 uscite
External components for concealed thermostatic shower mixer 2-ways diverter



■ 00000830L301 48,20

Braccio in ottone tondo Ø22 mm per installazione a parete, L=300 mm
Brass shower arm, L= 300 mm



■ 00000830L351 50,50

Braccio in ottone tondo Ø22 mm per installazione a parete, L=350 mm
Brass shower arm, L= 350 mm

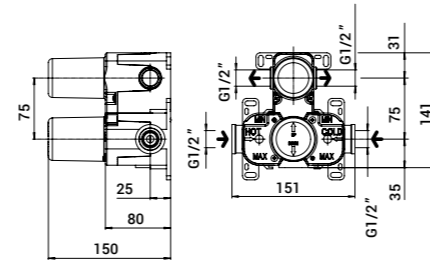
■ 00000830L401 53,90

Braccio in ottone tondo Ø22 mm per installazione a parete, L=400 mm
Brass shower arm, L= 400 mm



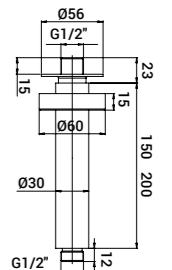
□ 271000000027 223,30

Gruppo doccia incasso termostatico universale con deviatore a 2 uscite
Universal built-in thermostatic shower mixer with 2 ways diverter




■ 00000831H151 48,20

Braccio tondo Ø30 con fissaggio di sicurezza per installazione a soffitto L=150 mm
Ceiling shower arm with security fixing kit, L= 150 mm

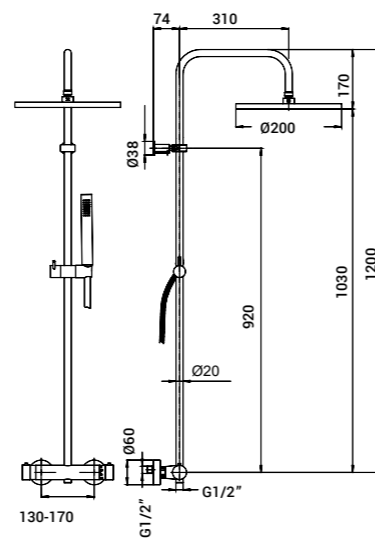


Articolo raccomandato per soffioni da 300 mm e 400 mm
Recommended product for 300 mm and 400 mm shower head



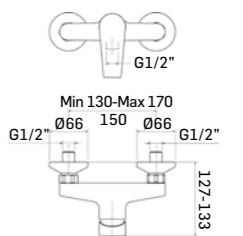
■ 382702560021 569,10

Colonna doccia, con miscelatore termostatico esterno con soffione Ø200 mm in A.B.S. e doccia monogetto
Shower column with thermostatic mixer with Ø200 mm A.B.S. rain jet anti-lime showerhead and adjustable shower holder with handshower



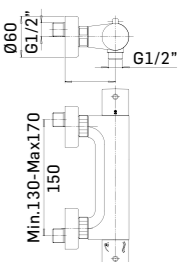
■ 37230000L021 114,50

Miscelatore esterno doccia
Single lever shower mixer



■ 300300000121 240,00

Miscelatore termostatico esterno doccia, con rubinetto di regolazione e di chiusura con vitone a dischi ceramici e con limitatore di sicurezza a 38°
Exposed thermostatic shower mixer temperature regulation and safety block at 38°C





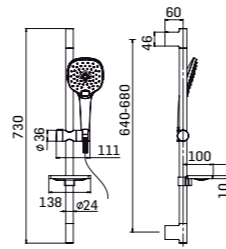
CODICE/CODE EURO

0000FP0000K1 107,70

Asta saliscendi con doccia a 3 getti
Shower bar with 3-jets handshower

000003540021 28,70

Presina d'acqua a parete
Wall outlet

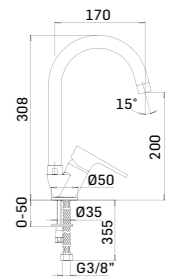


CODICE/CODE EURO

77300000L001 125,00

Miscelatore monocomando monoforo per lavello con collo girevole
Single lever sink mixer with swivel spout

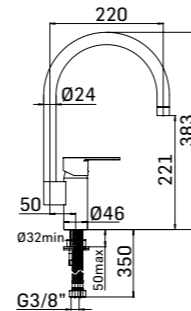
LOGOS+



72430000L001 222,00

Miscelatore monocomando per lavello
Single lever sink mixer

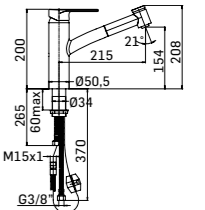
NEW



77280377L001 199,00

Miscelatore monocomando per lavello con doccia estraibile
Single lever sink mixer with pull out handspray

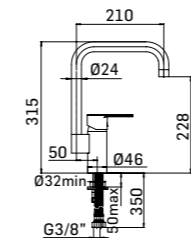
NEW



72440000L001 218,00

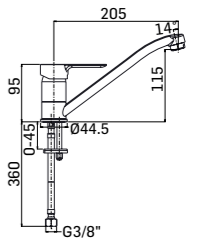
Miscelatore monocomando per lavello
Single lever sink mixer

NEW



77210000L101 130,00

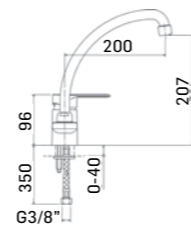
Miscelatore monocomando per lavello
Single lever sink mixer



77290744L001 129,00

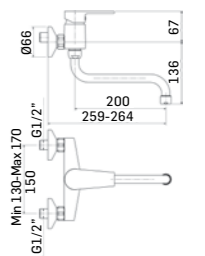
Miscelatore monocomando per lavello
Single lever sink mixer

Disponibile fino ad esaurimento scorte/ Available while stocks last



77230741L021 132,90

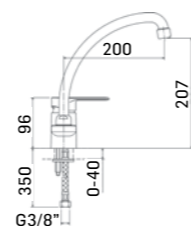
Miscelatore monocomando da lavello a parete
Wall mounted single lever sink mixer



77290754L001 135,00

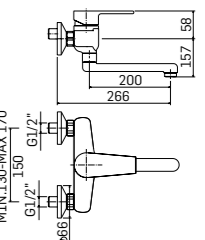
Miscelatore monocomando per lavello
Single lever sink mixer

Disponibile fino ad esaurimento scorte/ Available while stocks last



77220000L021 138,30

Miscelatore monocomando da lavello a parete
Wall mounted single lever sink mixer



LOGOS

DESIGNED BY
Mamoli R&D





CODICE/CODE EURO

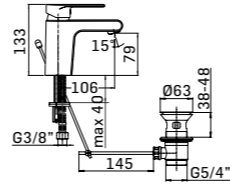


■ 4661H130L051 108,80

Miscelatore monocomando per lavabo con scarico da 5/4"
Single lever basin mixer with 5/4" pop-up waste

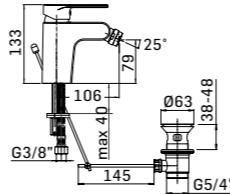
■ 4663H130L001 99,70

Miscelatore monocomando per lavabo senza scarico
Single lever basin mixer without pop-up waste



■ 5661H130L051 110,00

Miscelatore monocomando per bidet con scarico da 5/4"
Single lever bidet mixer with 5/4" pop-up waste



CODICE/CODE EURO

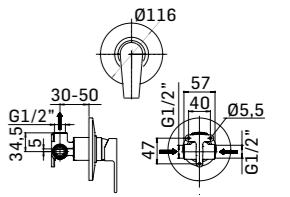
■ 37200000L121 71,10

Miscelatore da incasso per doccia, composto da parte grezza e parte esterna di finitura
Concealed single lever shower mixer composed by assembly components and external components

■ 3720PE00L101 33,30

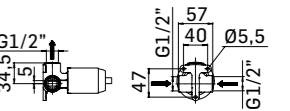
Parte esterna di finitura per miscelatore monocomando da incasso per doccia ad 1 uscita
External components for concealed 1-way single lever shower mixer

Da completare con gruppo da incasso 370300000021
To be completed with concealed mixer 370300000021



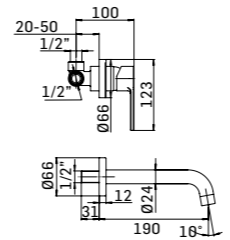
■ 370300000021 49,30

Gruppo monocomando da incasso per doccia ad 1 uscita
Concealed 1-way single lever shower mixer



■ 45070000L021 210,80

Miscelatore monocomando da incasso per lavabo, composto da parte grezza e parte esterna di finitura e bocca a parete
Concealed single lever basin mixer, composed by assembly components, external components and wall mounted spout



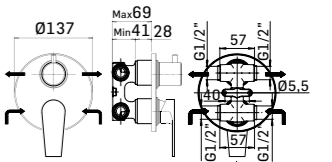
■ 27200000L121 166,00

Miscelatore da incasso per doccia con deviatore a 2 uscite, composto da parte grezza e parte esterna di finitura
Concealed single lever shower mixer with 2-ways diverter composed by assembly components and external components

■ 2720PE00L101 53,90

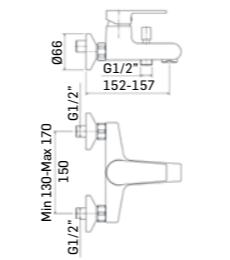
Parte esterna di finitura per miscelatore da incasso per doccia ad 2 uscite
External components for concealed 2-ways single lever shower mixer

Da completare con gruppo da incasso 270300000021
To be completed with concealed mixer 270300000021



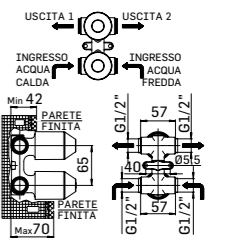
■ 1722FB68L021 150,10

Miscelatore monocomando esterno per vasca con deviatore automatico ed accessorio doccia fisso
Exposed single lever bath mixer with automatic diverter and fixed shower set



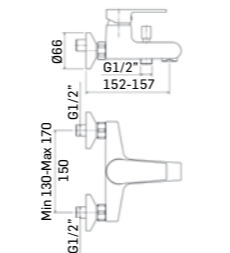
■ 270300000021 129,40

Gruppo monocomando doccia da incasso con deviatore a 2 uscite
Concealed single lever shower mixer with 2-ways diverter



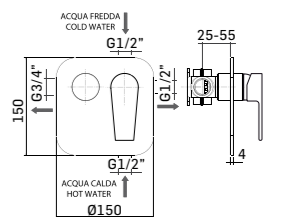
■ 17220000L021 136,30

Miscelatore monocomando esterno per vasca con deviatore automatico senza accessorio doccia
Exposed single lever bath mixer with automatic diverter without shower set



■ 26050000L021 245,10

Miscelatore monocomando incasso per doccia con deviatore automatico a 2 uscite, composto da parte grezza e parte esterna di finitura
Concealed single lever shower mixer with 2 ways automatic diverter composed by assembly components and external components



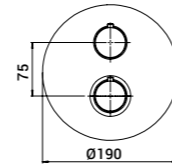


CODICE/CODE EURO

3249PE000001 241,60

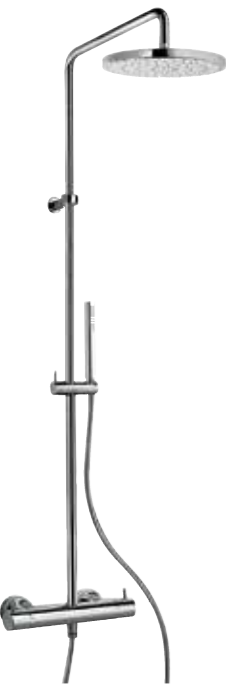
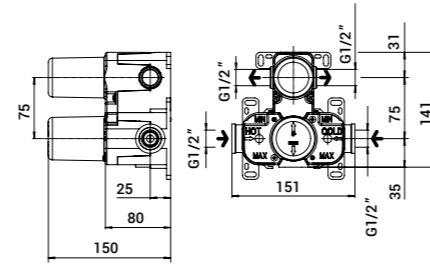
Parte esterna di finitura per miscelatore termostatico incasso per doccia con deviatore a 2 uscite
External components for concealed thermostatic shower mixer 2-ways diverter

Da completare con gruppo termostatico da incasso 271000000027
To be completed with concealed thermostatic mixer 271000000027



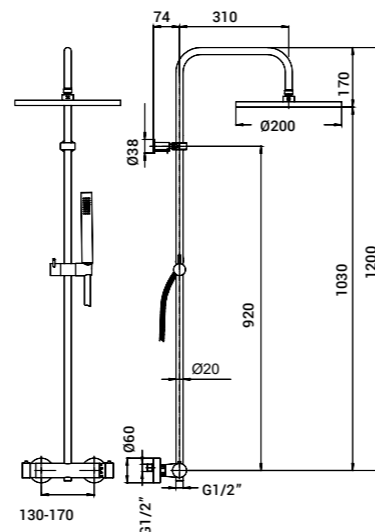
271000000027 223,30

Gruppo doccia incasso termostatico universale con deviatore a 2 uscite
Universal built-in thermostatic shower mixer with 2 ways diverter



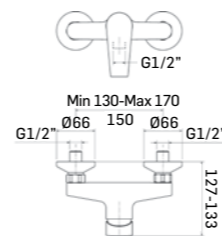
382702560021 569,10

Colonna doccia, con miscelatore termostatico esterno con soffione Ø200 mm in A.B.S e doccia monogetto
Shower column with thermostatic mixer with Ø200 mm A.B.S rain jet anti-lime showerhead and adjustable shower holder with handshower



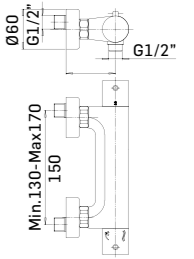
37230000L021 114,50

Miscelatore esterno doccia
Single lever shower mixer



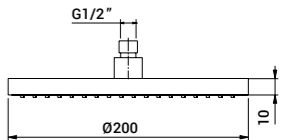
300300000121 240,00

Miscelatore termostatico esterno doccia, con rubinetto di regolazione e di chiusura con vite con dischi ceramici e con limitatore di sicurezza a 38°
Exposed thermostatic shower mixer temperature control handle with stop valve, water flow regulation and safety block at 38°C



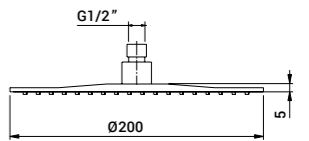
00000832S001 57,30

Soffione in A.B.S. Ø200 mm, getto a pioggia, sistema anticalcare
Ø200 mm A.B.S. shower head, rain jet with anti-lime system



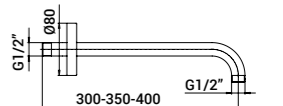
00000834S001 94,00

Soffione Ø200 mm, in acciaio inox 18/10, getto a pioggia, sistema anticalcare.
Ø200 mm shower head, made of 18/10 stainless steel, rain jet with anti-lime system.



00000830L301 48,20

Braccio in ottone tondo Ø22 mm per installazione a parete, L=300 mm
Brass shower arm, L= 300 mm



00000830L351 50,50

Braccio in ottone tondo Ø22 mm per installazione a parete, L=350 mm
Brass shower arm, L= 350 mm

00000830L401 53,90

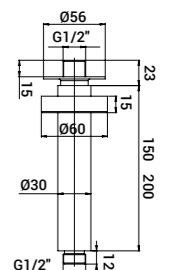
Braccio in ottone tondo Ø22 mm per installazione a parete, L=400 mm
Brass shower arm, L= 400 mm



00000831H151 48,20

Braccio tondo Ø30 con fissaggio di sicurezza per installazione a soffitto L=150 mm
Ceiling shower arm with security fixing kit, L= 150 mm

Articolo raccomandato per soffioni da 300 mm e 400 mm
Recommended product for 300 mm and 400 mm shower head



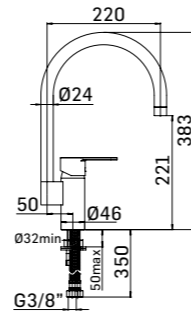


CODICE/CODE EURO

72430000L001 222,00

Miscelatore monocomando per lavello
Single lever sink mixer

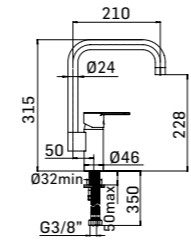
NEW



72440000L001 218,00

Miscelatore monocomando per lavello
Single lever sink mixer

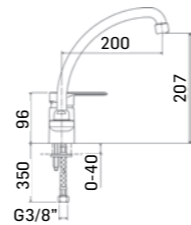
NEW



77290744L001 113,40

Miscelatore monocomando per lavello
Single lever sink mixer

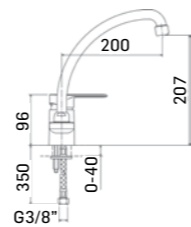
Disponibile fino ad esaurimento scorte/ Available while stocks last



77290754L001 115,70

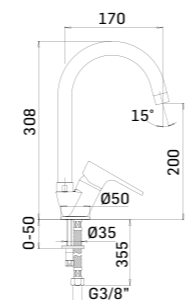
Miscelatore monocomando per lavello
Single lever sink mixer

Disponibile fino ad esaurimento scorte/ Available while stocks last



77300000L001 115,70

Miscelatore monocomando per lavello
Single lever sink mixer

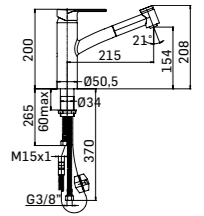


CODICE/CODE EURO

77280377L001 199,00

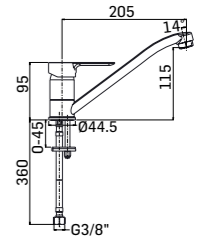
Miscelatore monocomando per lavello con doccia estraibile
Single lever sink mixer with pull out handspray

NEW



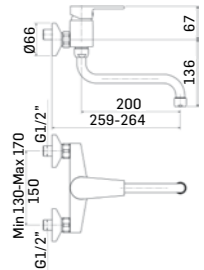
77210000L101 130,00

Miscelatore monocomando per lavello
Single lever sink mixer



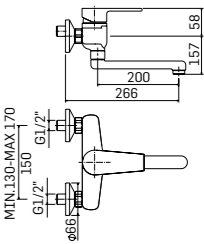
77230741L021 132,90

Miscelatore monocomando da lavello a parete
Wall mounted single lever sink mixer



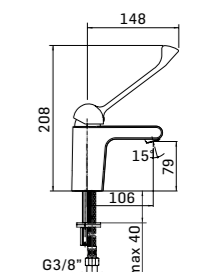
77220000L021 138,30

Miscelatore monocomando da lavello a parete
Wall mounted single lever sink mixer



4666H1300001 110,00

Miscelatore monocomando a leva lunga per lavabo,
senza scarico
Single lever basin mixer with elbow-joint lever
without pop-up waste



VIP4

DESIGNED BY
Mamoli R&D





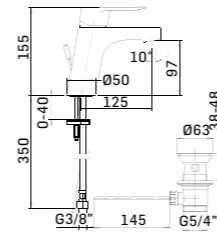
CODICE/CODE EURO

■ 47810000V451 124,90

Miscelatore monocomando per lavabo con scarico da 5/4"
Single lever basin mixer with 5/4" pop-up waste

■ 47830000V401 115,70

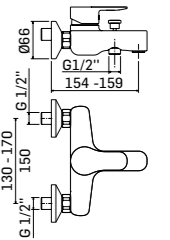
Idem, senza scarico
Ditto, without pop-up waste



CODICE/CODE EURO

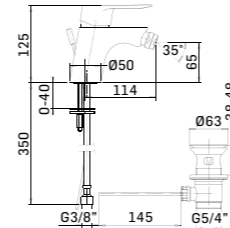
■ 16820000H021 157,00

Miscelatore monocomando esterno per vasca con deviatore automatico senza accessorio doccia
Exposed single lever bath mixer with automatic diverter without shower set



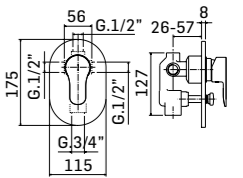
■ 57810000V451 126,00

Miscelatore monocomando per bidet con scarico da 5/4"
Single lever bidet mixer with 5/4" pop-up waste



■ 0000968H001 60,70

Parte esterna di finitura per miscelatore monocomando incasso per doccia a 2 uscite con deviatore automatico
External components for concealed single lever shower mixer 2-ways with automatic diverter

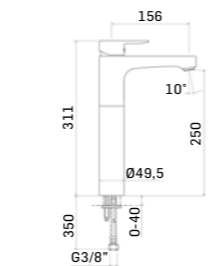


Da completare con gruppo da incasso 270700000027
To be completed with concealed mixer 270700000027



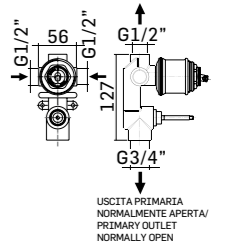
■ 46860000H001 287,40

Miscelatore monocomando per lavabo alto, senza scarico
High single lever basin mixer without pop-up waste



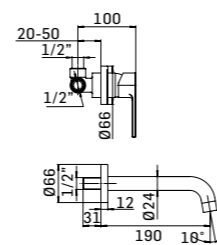
□ 270700000027 137,40

Gruppo monocomando doccia da incasso con deviatore a 2 uscite
Concealed single lever shower mixer with 2-ways automatic diverter



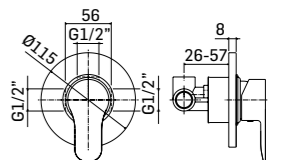
■ 47870000V421 235,90

Miscelatore monocomando da incasso per lavabo, composto da parte grezza, parte esterna di finitura e bocca di erogazione
Concealed single lever basin mixer composed by assembly components, external components and wall-mounted spout



■ 0000978H001 40,10

Parte esterna di finitura per miscelatore monocomando incasso per doccia ad 1 uscita
External components for concealed single lever shower mixer 1-way

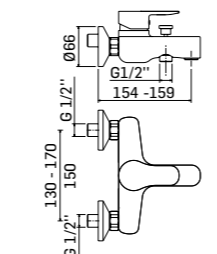


Da completare con gruppo da incasso 370700000027
To be completed with concealed mixer 370700000027



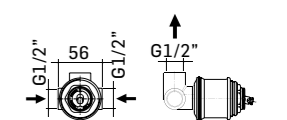
■ 1682FX19H021 187,90

Miscelatore monocomando esterno per vasca con deviatore automatico ed accessorio doccia fisso
Exposed single lever bath mixer with automatic diverter and fixed shower set



□ 370700000027 65,40

Gruppo monocomando da incasso per doccia ad 1 uscita
Concealed single lever shower mixer with 1-way

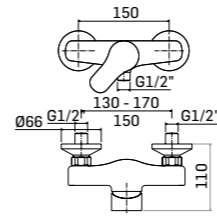




CODICE/CODE EURO


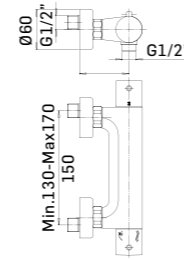
■ 36830000H021 118,00

Miscelatore esterno doccia
Single lever shower mixer



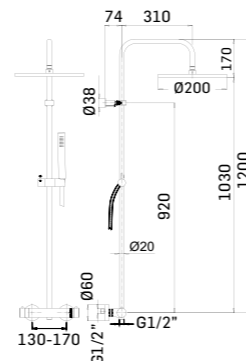
■ 300300000121 240,00

Miscelatore termostatico esterno doccia, con rubinetto di regolazione e di chiusura con vitone a dischi ceramici e con limitatore di sicurezza a 38°
Exposed thermostatic shower mixer temperature control handle with stop valve, water flow regulation and safety block at 38°C



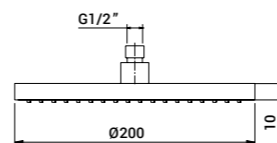
■ 382702560021 569,10

Colonna doccia, con miscelatore termostatico esterno con soffione Ø200 mm in A.B.S e doccia monogetto
Shower column with thermostatic mixer with Ø200 mm A.B.S rain jet anti-lime showerhead and adjustable shower holder with handshower



■ 00000832S001 57,30

Soffione in A.B.S. Ø200 mm, getto a pioggia, sistema anticalcare
Ø200 mm A.B.S. shower head, rain jet with anti-lime system



CODICE/CODE EURO

■ 00000834S001 94,00

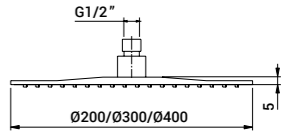
Soffione Ø200 mm, in acciaio inox 18/10, getto a pioggia, sistema anticalcare
Ø200 mm shower head, made of 18/10 stainless steel, rain jet with anti-lime system

■ 00000835S001 182,10

Idem, Ø300 mm
Ditto, Ø300 mm

■ 00000836S001 278,30

Idem, Ø400 mm
Ditto, Ø400 mm



■ 00000830L301 48,20

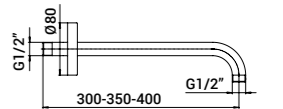
Braccio in ottone tondo Ø22 mm per installazione a parete, L=300 mm
Brass shower arm, L= 300 mm

■ 00000830L351 50,50

Braccio in ottone tondo Ø22 mm per installazione a parete, L=350 mm
Brass shower arm, L= 350 mm

■ 00000830L401 53,90

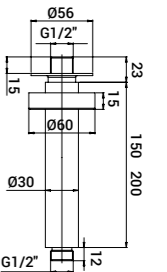
Braccio in ottone tondo Ø22 mm per installazione a parete, L=400 mm
Brass shower arm, L= 400 mm



■ 00000831H201 53,90

Braccio tondo Ø30 con fissaggio di sicurezza per installazione a soffitto L=200 mm
Ceiling shower arm with security fixing kit, L= 200 mm

Articolo raccomandato per soffioni da 300 mm e 400 mm
Recommended product for 300 mm and 400 mm shower head

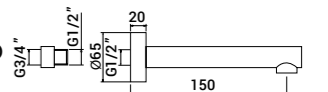


■ 221900000031 61,90

Bocca di erogazione a parete L.150 mm
Wall-mounted spout L.150 mm

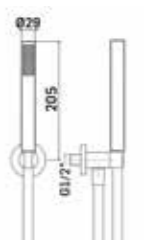
■ 2219S2000031 80,20

Bocca di erogazione a parete L.200 mm
Wall-mounted spout L.200 mm



■ 0000PV290121 153,50

Accessorio doccia fisso con presa acqua.
Fixed shower set, bracket with water outlet.

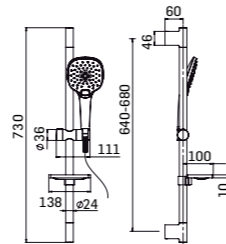


CODICE/CODE EURO



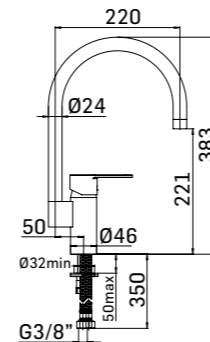
■ 0000FP0000K1 107,70
Asta saliscendi con doccia a 3 getti
Shower bar with 3-jets handshower

■ 000003540021 28,70
Presca d'acqua a parete
Wall outlet



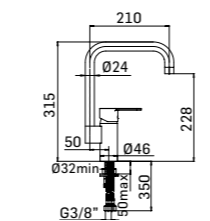
■ 72330000V401 222,00
Miscelatore monocomando per lavello
Single lever sink mixer

NEW



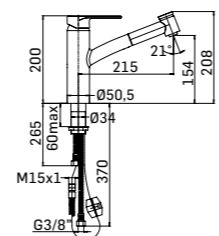
■ 72340000V401 218,00
Miscelatore monocomando per lavello
Single lever sink mixer

NEW



■ 76870374V401 304,00
Miscelatore monocomando per lavello con doccia estraibile
Single lever sink mixer with pull out handspray

NEW



CODICE/CODE EURO

■ 76860000V401 122,00
Miscelatore monocomando per lavello
Single lever sink mixer



■ 76830741H021 160,30
Miscelatore monocomando per lavello a parete
Wall mounted single lever sink mixer



■ 478600000001 128,40
Monocomando a leva lunga per lavabo, senza scarico
Single lever basin mixer with elbow-joint lever without pop-up waste

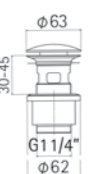
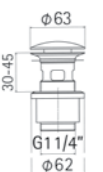
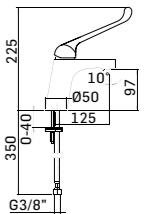
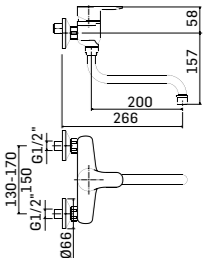
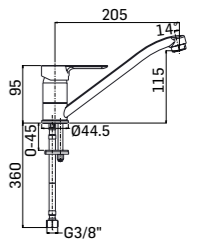
■ 478800000051 136,30
Monocomando a leva lunga per lavabo, con scarico da 5/4"
Single lever basin mixer with elbow-joint lever and 5/4" pop-up waste



■ 000004430051 36,80
Scarico per lavabo da 5/4" con comando a pressione, con troppopieno, spessore installazione 30-45 mm
5/4" up&down system pop-up waste for wash basin. On surfaces up 30-45 mm



■ 000004940051 49,30
Scarico per lavabo da 5/4" a vite, con comando a pressione, spessore installazione 0-60 mm.
5/4" up&down system pop-up waste for wash basin. On surfaces up 0-60 mm.





PENELOPE

DESIGNED BY
Mamoli R&D

PENELOPE



#491100000051



#1912FB290021

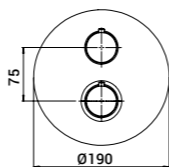


CODICE/CODE EURO

- 3249PE000001 241,60
- 3249PE00000K 314,90


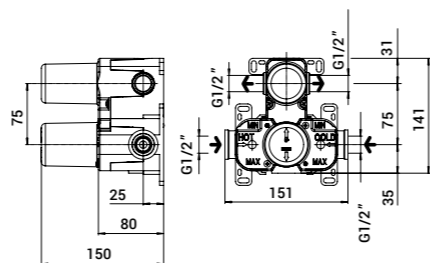
Parte esterna di finitura per miscelatore termostatico incasso per doccia con deviatore a 2 uscite
External components for concealed thermostatic shower mixer 2-ways diverter

Da completare con gruppo termostatico da incasso 271000000027
To be completed with concealed thermostatic mixer 271000000027



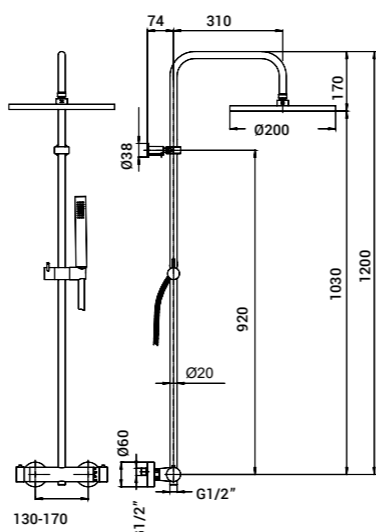
- 271000000027 223,30

Gruppo doccia incasso termostatico universale con deviatore a 2 uscite
Universal built-in thermostatic shower mixer with 2 ways diverter



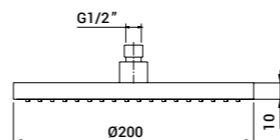
- 382702560021 569,10

Colonna doccia, con miscelatore termostatico esterno con soffione Ø200 mm in A.B.S e doccia monogetto
Shower column with thermostatic mixer with Ø200 mm A.B.S rain jet anti-lime showerhead and adjustable shower holder with handshower



- 0000832S001 57,30

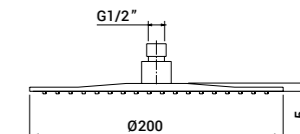
Soffione in A.B.S. Ø200 mm, getto a pioggia, sistema anticalcare
Ø200 mm A.B.S. shower head, rain jet with anti-lime system



CODICE/CODE EURO

- 0000834S001 94,00

Soffione Ø200 mm, in acciaio inox 18/10, getto a pioggia, sistema anticalcare.
Ø200 mm shower head, made of 18/10 stainless steel, rain jet with anti-lime system.



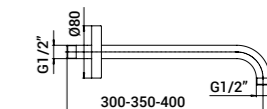
- 0000830L351 50,50

Braccio in ottone tondo Ø22 mm per installazione a parete, L=350 mm
Brass shower arm, L= 350 mm

- 0000830L35K 103,10

- 0000830L401 53,90

Braccio in ottone tondo Ø22 mm per installazione a parete, L=400 mm
Brass shower arm, L= 400 mm



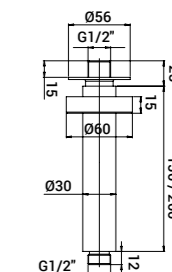
- 0000831H201 50,50

Braccio tondo Ø30 con fissaggio di sicurezza per installazione a soffitto L=200 mm
Ceiling shower arm with security fixing kit, L= 200 mm

- 0000831H20K 103,10

- 0000831H151 48,20

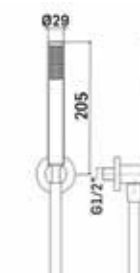
Braccio tondo Ø30 con fissaggio di sicurezza per installazione a soffitto L=150 mm
Ceiling shower arm with security fixing kit, L= 150 mm



- 0000PV290121 153,50

- 0000PV29012K 176,40

Accessorio doccia fisso con presa acqua.
Fixed shower set, bracket with water outlet.



- 00003250121 57,30

- 0000325012K 74,50

Presa d'acqua a parete.
Wall outlet.



GARÇON



#490700000026



GARÇON
DESIGNED BY
Mamoli R&D



#490600000006




#2902000000021

GARÇON



#29070000026

—
324



#14900000001



CODICE/CODE EURO

- 490100000051 333,00
- 490100000056 445,00

Miscelatore monocomando per lavabo con scarico da 5/4" con comando a pressione
Single lever basin mixer with 5/4" up&down system popup waste



- 490600000001 465,00
- 490600000006 624,00

Miscelatore monocomando per lavabo alto senza scarico
High single lever basin mixer without popup waste



- 490700000021 368,00
- 490700000026 560,00

Miscelatore monocomando da incasso per lavabo, composto da parte grezza e parte esterna di finitura e bocca a parete
Concealed single lever basin mixer, composed by assembly components, external components and wall-mounted spout



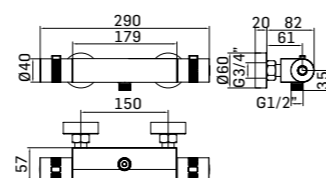
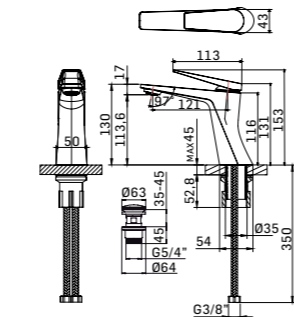
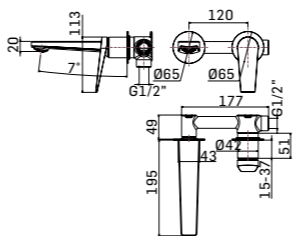
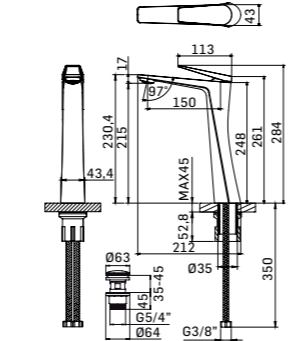
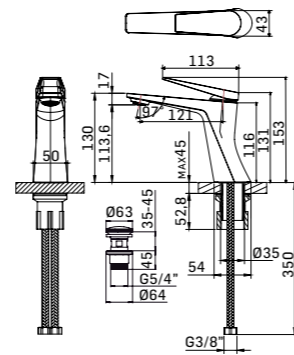
- 590100000051 345,00

Miscelatore monocomando per bidet con scarico da 5/4" Single lever basin bidet with 5/4" pop-up waste



- 390500000021 377,00
- 390500000026 598,00

Miscelatore termostatico esterno doccia
Exposed thermostatic shower mixer



CODICE/CODE EURO

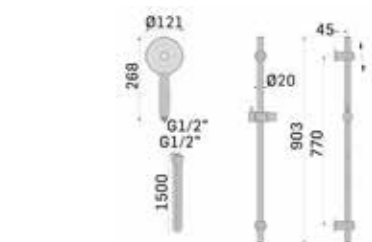
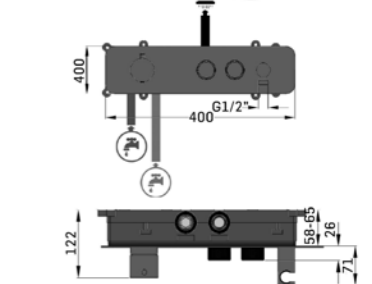
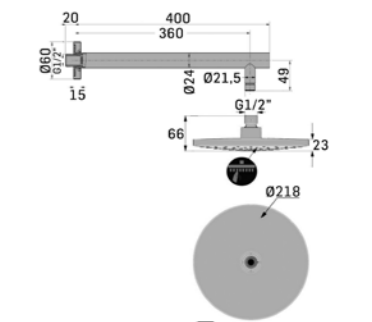
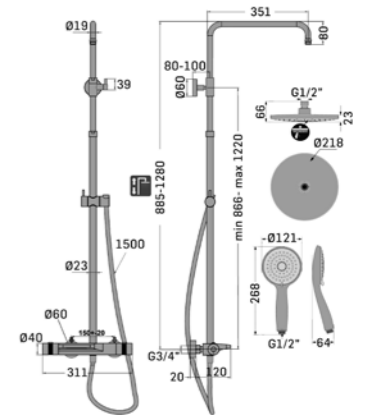
- 290700000021 1.388,00
- 290700000026 1.770,00

Colonna doccia per vasca, con miscelatore termostatico esterno, soffione Ø220 mm e doccia monogetto, deviatore integrato con arresto
Shower column for bath with thermostatic mixer, Ø220 mm shower head and handshower, integrated diverter



- 290200000021 1.261,00
- 290200000026 1.503,00

Set per doccia, composto da miscelatore termostatico da incasso, comprensivo di parte grezza e parte esterna di finitura, soffione a parete Ø220 mm e doccia a mano
Shower set composed by concealed thermostatic mixer, including raw part and external components, Ø220 mm wall-mounted shower head and handshower



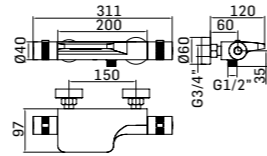
- 0000PF350101 211,00
- 0000PF350106 292,00

Asta saliscendi con doccia a 3 getti
Shower bar with 3-jets handshower



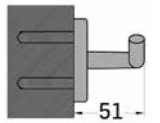
CODICE/CODE	EURO
190500000021	630,00
190500000026	902,00

Miscelatore termostatico esterno per vasca
Exposed thermostatic bath-shower mixer



CODICE/CODE	EURO
000006250001	40,00
000006250006	55,00

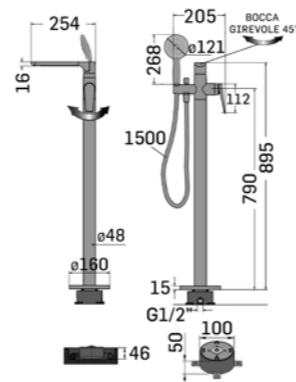
Portabiti
Hook



149000000001	1.898,00
149000000006	2.846,00

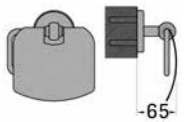
Miscelatore monocomando esterno a colonna da pavimento con accessorio doccia
Free standing single lever bath mixer with handshower

- Corpo da posare sottotraccia incluso
- Built-in body included



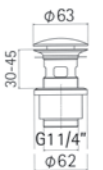
000006240001	77,00
000006240006	119,00

Portarotolo
Toilet paper holder



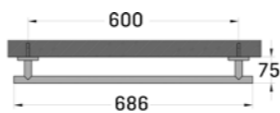
000004430051	36,80
000004430056	82,60

Scarico per lavabo da 5/4" con comando a pressione, con troppopieno, spessore installazione 30-45 mm
5/4" up&down system pop-up waste for wash basin. On surfaces up 30-45 mm



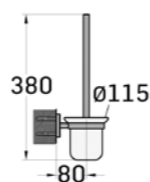
000006210001	109,00
000006210006	162,00

Portasalviette
Towel bar



000006230001	73,00
000006230006	109,00

Portascopino
Toilet brush set





#7241M000001



KITCHEN COLLECTION

DESIGNED BY
Mamoli R&D



#76040006001



#76030006001



#7249M0000001



#7240M0000001

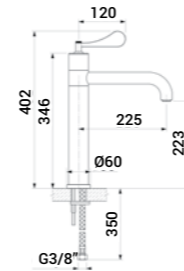


CODICE/CODE EURO
 ■ 75000000001 491,20

Paola&TheKitchen
 Miscelatore monocomando per lavello. **Leva cromo**
 Single lever sink mixer.
Chrome lever

Disponibile fino ad esaurimento scorte/ Available while stocks last

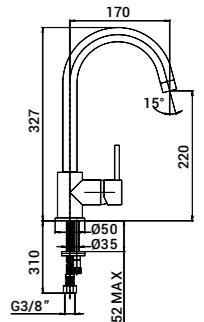
■ 750000000C01 491,20
 Paola&TheKitchen
 Miscelatore monocomando per lavello. **Leva rossa**
 Single lever sink mixer.
Red lever



CODICE/CODE EURO

■ 73810000Z101 199,30

PICO - Miscelatore monocomando per lavello
 Single lever sink mixer

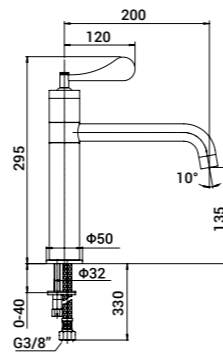


■ 79450000001 305,80

Paola&TheKitchen
 Miscelatore monocomando per lavello. **Leva cromo**
 Single lever sink mixer.
Chrome lever

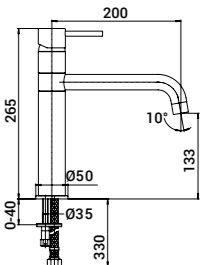
■ 79450000001 305,80

Paola&TheKitchen
 Miscelatore monocomando per lavello. **Leva rossa**
 Single lever sink mixer.
Red lever



■ 73890000Z101 211,80

PICO - Miscelatore monocomando per lavello
 Single lever sink mixer

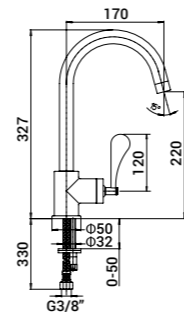


■ 79410000001 305,80

Paola&TheKitchen
 Miscelatore monocomando per lavello. **Leva cromo**
 Single lever sink mixer.
Chrome lever

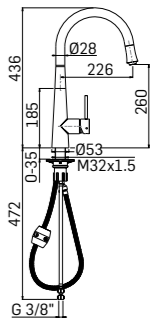
■ 794100000C01 305,80

Paola&TheKitchen
 Miscelatore monocomando per lavello. **Leva rossa**
 Single lever sink mixer.
Red lever



■ 7241M0000001 206,10

PICO - Miscelatore monocomando per lavello con doccia estraibile
 Single lever sink mixer with pull out handspray

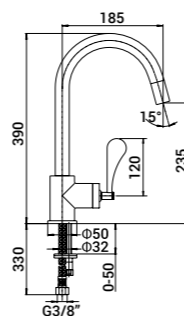


■ 79470000001 342,40

Paola&TheKitchen
 Miscelatore monocomando per lavello con doccia estraibile.
Leva cromo
 Single lever sink mixer.
Chrome lever

■ 794700000C01 342,40

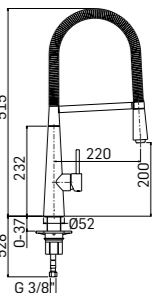
Paola&TheKitchen
 Miscelatore monocomando per lavello con doccia estraibile.
Leva rossa
 Single lever sink mixer with pull out handspray.
Red lever



■ 7240M0000001 194,70

■ 7240M000000F 251,90

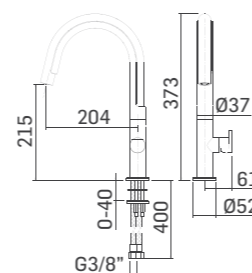
PICO - Miscelatore monocomando per lavello con doccia orientabile
 Single lever sink mixer with adjustable handspray



■ 740800000*01 395,00

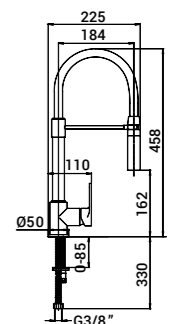
COOK Monocomando lavello con collo girevole e doccetta orientabile in silicone platinico colorato
 Single lever sink mixer with swivel spout and adjustable hand spray in colored platinic silicone

* O = Grigio/Grey
 * B = Blu/Blue
 * C = Rosso/Red
 * V = Verde/Green
 * J = Bianco/White



■ 73070000Z101 304,00

PICO - Miscelatore monocomando per lavello con doccia orientabile
 Single lever sink mixer with adjustable handspray



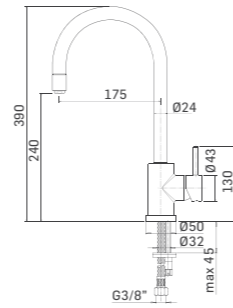
KITCHEN COLLECTION



CODICE/CODE EURO

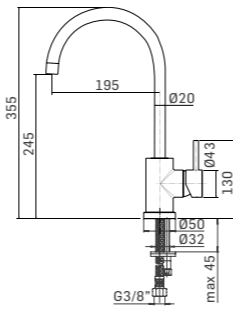
- 720700000001 220,00
- 72070000000G 378,00

PICO - Miscelatore monocomando per lavello con doccia estraibile
Single lever sink mixer with pull out handspray



■ 720600000001 197,00

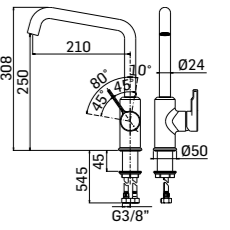
PICO - Miscelatore monocomando per lavello
Single lever sink mixer
Single lever sink mixer with adjustable 2-jets handspray



CODICE/CODE EURO

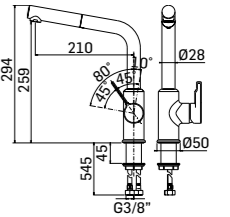
- 756200000001 199,00
- 75620000000K 239,00

Miscelatore monocomando per lavello
Single lever sink mixer



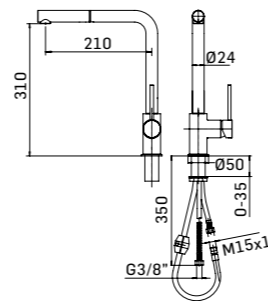
- 756300000001 225,00
- 75630000000K 298,00

Miscelatore monocomando per lavello con doccia estraibile
Single lever sink mixer with pull out handspray



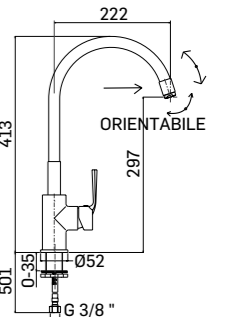
- 721100000001 CROMO/CHROME 177,50
- 72110000000GP GRAFITE VERN./PAINTED GRAPHITE 206,10
- 72110000000OA AVENA/OATMEAL 206,10
- 72110000000ON NERO/ONYX 206,10
- 7211TC00000J BIANCO OPACO/MATT WHITE 199,30
- 7211TC00000K NERO OPACO/MATT BLACK 199,30

PICO - Miscelatore monocomando per lavello con doccia estraibile
Single lever sink mixer with pull out handspray



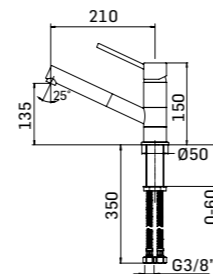
■ 7249M0000001 160,30

Miscelatore monocomando per lavello con bocca orientabile
Single lever sink mixer with spout adjustable



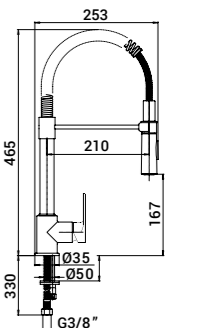
- 721000000001 CROMO/CHROME 177,50
- 72100000000GP GRAFITE VERN./PAINTED GRAPHITE 206,10
- 72100000000OA AVENA/OATMEAL 206,10
- 72100000000ON NERO/ONYX 206,10

PICO - Miscelatore monocomando per lavello con doccia estraibile
Single lever sink mixer with pull out handspray



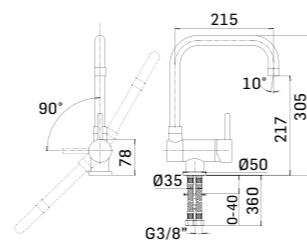
■ 760500006001 349,20

SADLER - Miscelatore monocomando per lavello con doccia orientabile a due getti
Single lever sink mixer with adjustable 2-jets handspray



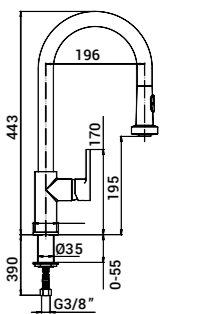
■ 777200000001 363,00

PICO - Miscelatore monocomando per lavello con bocca pieghevole per installazione sottofinestra
Under window single lever sink mixer



■ 760800006001 451,20

SADLER - Miscelatore monocomando per lavello con doccia estraibile a due getti
Single lever sink mixer with pull out 2-jets handspray



KITCHEN COLLECTION

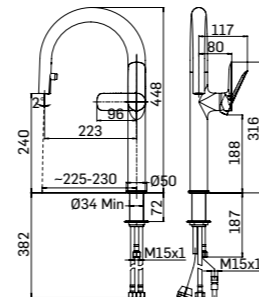


CODICE/CODE EURO

760300006001 432,00

NEW

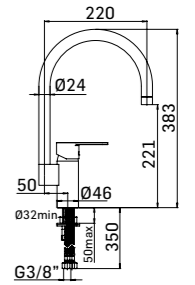
SADLER - Miscelatore monocomando per lavello con doccia estraibile a due getti
Single lever sink mixer with pull out 2-jets handspray



72430000L001 222,00

NEW

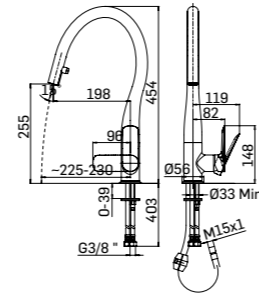
LOGOS - Miscelatore monocomando per lavello
Single lever sink mixer



760400006001 459,00

NEW

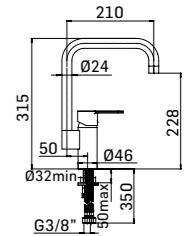
SADLER - Miscelatore monocomando per lavello con doccia estraibile a due getti
Single lever sink mixer with pull out 2-jets handspray



72440000L001 218,00

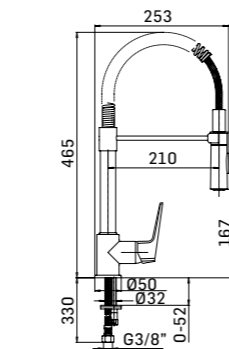
NEW

LOGOS - Miscelatore monocomando per lavello
Single lever sink mixer



791000009001 345,90

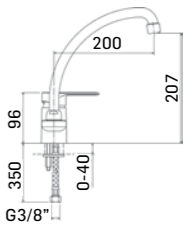
SPARTACO - Miscelatore monocomando per lavello con doccia orientabile
Single lever sink mixer with adjustable handspray



77290744L001 113,40

LOGOS - Miscelatore monocomando per lavello
Single lever sink mixer

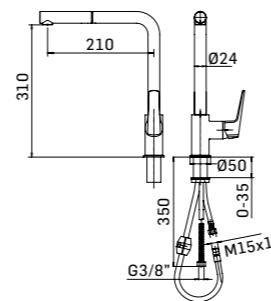
Disponibile fino ad esaurimento scorte/ Available while stocks last



791100009001 187,50

NEW

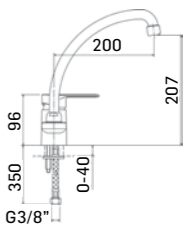
SPARTACO - Miscelatore monocomando per lavello con doccia estraibile
Single lever sink mixer with pull out handspray



77290754L001 115,70

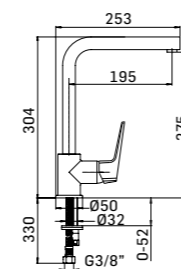
LOGOS - Miscelatore monocomando per lavello
Single lever sink mixer

Disponibile fino ad esaurimento scorte/ Available while stocks last



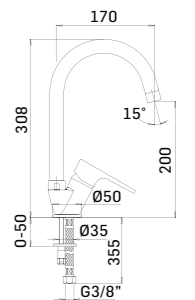
790800009001 208,50

SPARTACO - Miscelatore monocomando per lavello
Single lever sink mixer



77300000L001 115,70

LOGOS - Miscelatore monocomando per lavello
Single lever sink mixer



KITCHEN COLLECTION

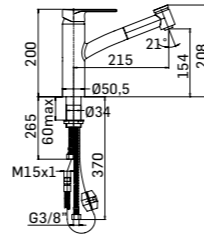


CODICE/CODE EURO

77280374L101 199,00

NEW

LOGOS - Miscelatore monocomando per lavello con doccia estraibile
Single lever sink mixer with pull out handspray

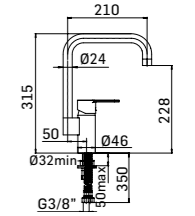


CODICE/CODE EURO

72340000V401 218,00

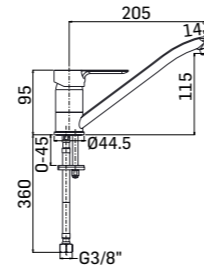
NEW

VIP4 - Miscelatore monocomando per lavello
Single lever sink mixer



77210000L101 130,00

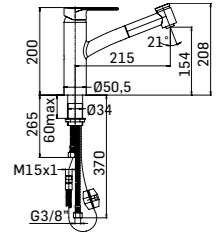
LOGOS - Miscelatore monocomando per lavello
Single lever sink mixer



76870374V401 304,00

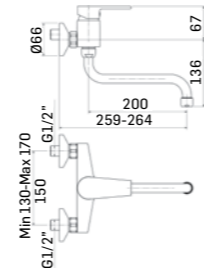
NEW

VIP4 - Miscelatore monocomando per lavello con doccia estraibile
Single lever sink mixer with pull out handspray



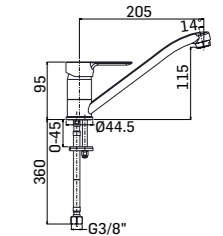
77230741L021 132,90

LOGOS - Miscelatore monocomando a parete per lavello
Wall mounted single lever sink mixer



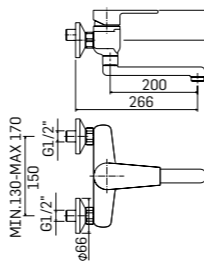
76860000V401 122,00

VIP4 - Miscelatore monocomando per lavello
Single lever sink mixer



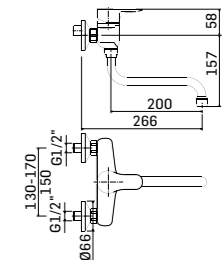
77220000L021 138,30

LOGOS - Miscelatore monocomando a parete per lavello
Wall mounted single lever sink mixer



76830741H021 160,30

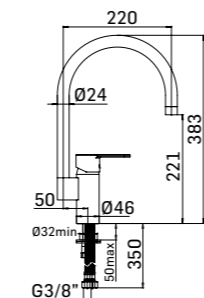
VIP4 - Miscelatore monocomando per lavello a parete
Wall mounted single lever sink mixer



72230000V401 222,00

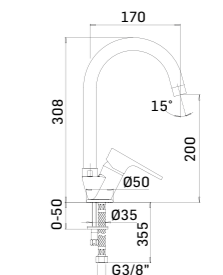
NEW

VIP4 - Miscelatore monocomando per lavello
Single lever sink mixer



70910000N201 120,00

ACQUACHIARA - Miscelatore monocomando monoforo per lavello
Single lever sink mixer



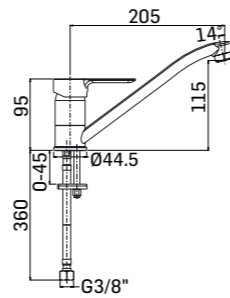
KITCHEN COLLECTION



CODICE/CODE EURO

7061000N201 102,00

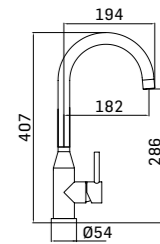
ACQUACHIARA - Miscelatore monocomando monoforo per lavello
Single lever sink mixer



CODICE/CODE EURO

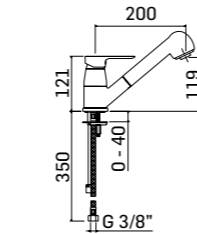
7221000000A 328,70

COFFEE PULL OUT - Miscelatore monocomando per lavello,
in acciaio inox 18/10
Single lever sink mixer made of 18/10 stainless steel



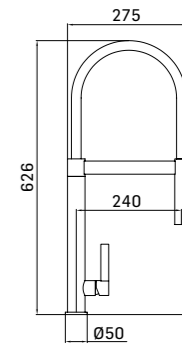
70670377N201 153,50

ACQUACHIARA - Miscelatore monocomando per lavello con doccia estraibile
Single lever sink mixer with pull out handspray



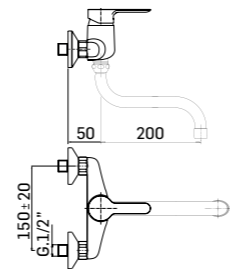
7222000000A 463,00

COFFEE ALTO - Miscelatore monocomando per lavello
con bocca orientabile, in acciaio inox 18/10
Single lever sink mixer with spout adjustable,
made of 18/10 stainless steel



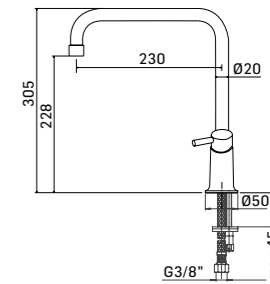
70650741N121 107,00

ACQUACHIARA - Miscelatore monocomando a parete per lavello
Wall mounted single lever sink mixer



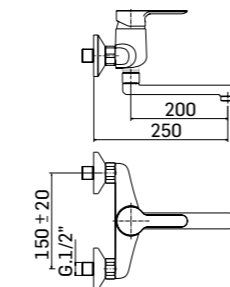
720300000001 143,10

BANANA SLIM - Miscelatore monocomando per lavello
Single lever sink mixer



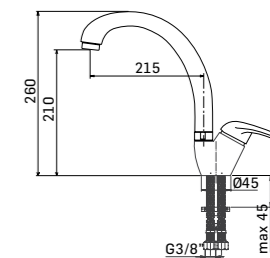
70620000N121 112,40

ACQUACHIARA - Miscelatore monocomando a parete per lavello
con doccia estraibile, in acciaio inox 18/10
Wall mounted single lever sink mixer



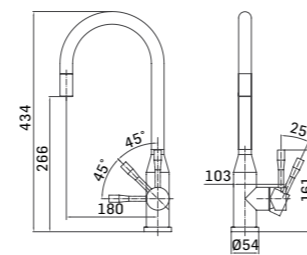
765900000001 114,50

KIWI - Miscelatore monocomando per lavello
Single lever sink mixer



72200000000A 442,00

COFFEE PULL OUT - Miscelatore monocomando per lavello
con doccia estraibile, in acciaio inox 18/10
Single lever sink mixer with pull out handspray,
made of 18/10 stainless steel

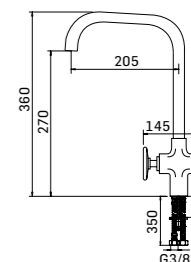


72180000000F 429,30

721800000006 429,30

721800000001 309,10

HIPSTER - Miscelatore tradizionale monoforo per lavello
Single hole sink mixer

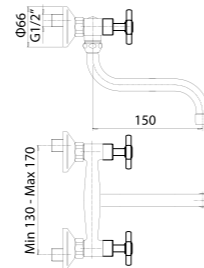


KITCHEN COLLECTION



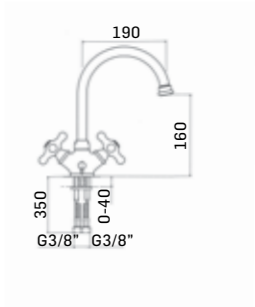
CODICE/CODE	EURO
723807410021	220,40

HIPSTER - Miscelatore tradizionale a parete per lavello
Wall mounted single lever sink mixer



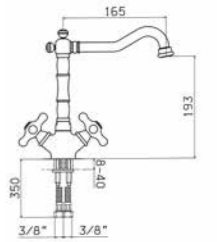
CODICE/CODE	EURO
44380724E101	174,10
44380724E10R	191,30
44380724E10T	191,30

EPOCA - Miscelatore monoforo per lavabo/lavello con movimenti ceramici, senza scarico
Single hole basin/sink mixer with ceramic discs valves without pop-up waste



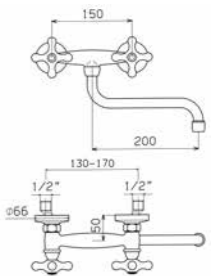
44380725E201	231,40
--------------	--------

EPOCA - Miscelatore per lavabo con movimenti ceramici senza scarico
Single hole basin mixer with ceramic discs valves without pop-up waste



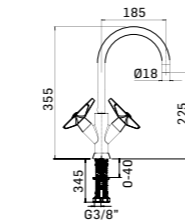
70350741E121	178,70
--------------	--------

EPOCA - Miscelatore tradizionale a parete per lavello con movimenti ceramici
Wall-mounted sink mixer with ceramic discs valves



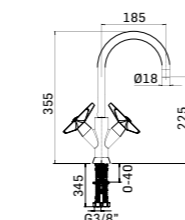
751900000001	344,60
75190000000G	552,50
75190000000F	552,50

GIO PONTI - Miscelatore monoforo per lavabo/lavello con movimenti ceramici, senza scarico
Single hole basin/sink mixer with ceramic discs valves without pop-up waste



753507410021	237,60
75350741002G	356,40
75350741002F	356,40

GIO PONTI - Miscelatore tradizionale a parete per lavello
Wall mounted single lever sink mixer

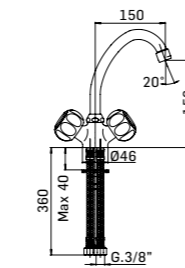


43410743A101 ALFA	115,70
43410743B101 BETA	115,70

Miscelatore monoforo per lavello, collo girevole da 15 cm.
Single hole sink mixer, 15 cm. swivel spout

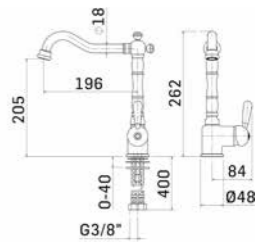
43410744A101 ALFA	118,00
43410744B101 BETA	118,00

Miscelatore monoforo per lavello, collo girevole da 20 cm.
Single hole sink mixer, 20 cm. swivel spout



74690725E001	260,00
--------------	--------

EPOCA - Miscelatore monocomando per lavello
Single lever sink mixer

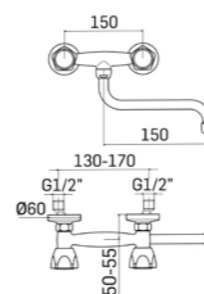


70330740A121 ALFA	104,30
70330740B121 BETA	104,30

Miscelatore tradizionale a parete, collo girevole da 15 cm.
Wall-mounted sink mixer, 15 cm. swivel spout

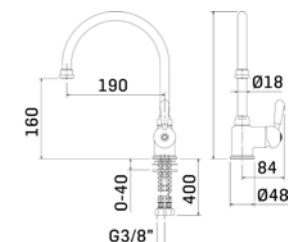
70330741A121 ALFA	106,50
70330741B121 BETA	106,50

Miscelatore tradizionale a parete, collo girevole da 20 cm.
Wall-mounted sink mixer, 20 cm. swivel spout



74690725E001	200,00
--------------	--------

EPOCA - Miscelatore monocomando per lavello
Single lever sink mixer





BATHROOM ACCESSORIES

ACCESSORI BAGNO

I dettagli sono ciò che fa la differenza, per questo Mamoli propone una linea di accessori bagno che completa la collezione Gio Ponti. Porta asciugamani, portasapone, porta dispenser e appendiabiti sono disponibili nelle stesse finiture della rubinetteria.



#00000608L45G - #00000600000G



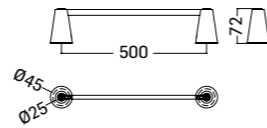
#00000608L45G - #00000600000G






CODICE/CODE	EURO
0000608L45I	220,00
0000608L45G	330,00
0000608L45F	330,00

Portasalviette 50 cm.
Towel holder cm. 50



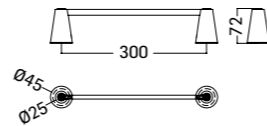
CODICE/CODE	EURO
0000604L507	400,00

Portasalviette 50 cm
Towel holder cm 50



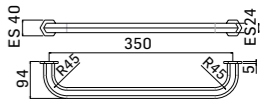
0000608L30I	205,00
0000608L30G	307,50
0000608L30F	307,50

Portasalviette 30 cm.
Towel holder cm. 30



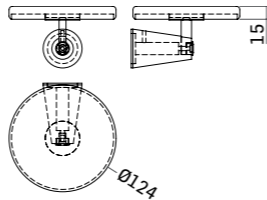
0000604L357	330,00
-------------	--------

Portasalviette 35 cm
Towel holder cm 35



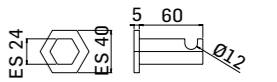
0000600000I	170,00
0000600000G	255,00
0000600000F	255,00

Portasapone a parete
Wall mounted soap dish



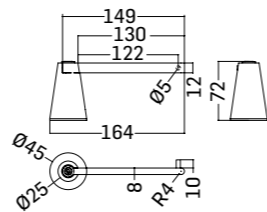
00006030007	140,00
-------------	--------

Appendiabiti
Hook



0000601000I	160,00
0000601000G	240,00
0000601000F	240,00

Porta rotolo
Toilet paper holder



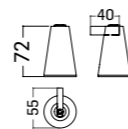
00006050007	150,00
-------------	--------

Porta rotolo
Toilet paper holder



0000602000I	120,00
0000602000G	180,00
0000602000F	180,00

Appendiabiti
Hook

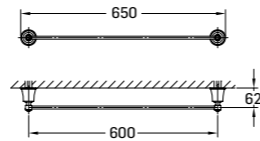




CODICE/CODE EURO

000006910101	95,00
000006910109	124,00

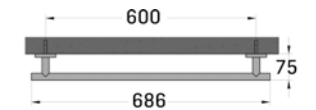
Portasalviette
Towel bar



CODICE/CODE EURO

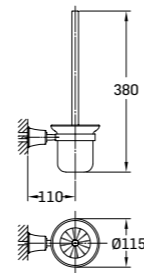
000006210001	109,00
000006210006	162,00

Portasalviette
Towel bar



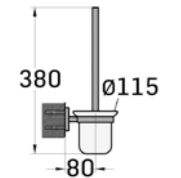
000006930101	104,00
000006930109	140,00

Portascopino
Toilet brush set



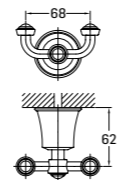
000006230001	73,00
000006230006	109,00

Portascopino
Toilet brush set



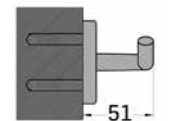
000006970101	66,00
000006970109	90,00

Portabiti
Hook



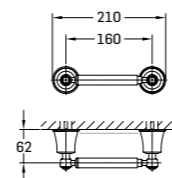
000006250001	40,00
000006250006	55,00

Portabiti
Hook



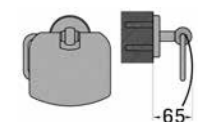
000006900101	80,00
000006900109	105,00

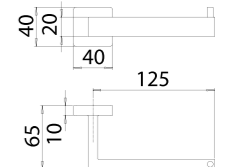
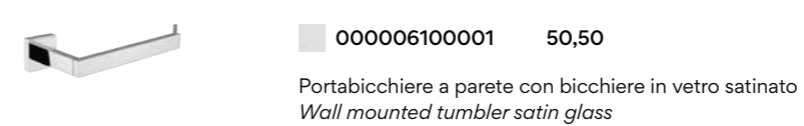
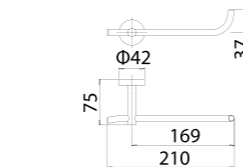
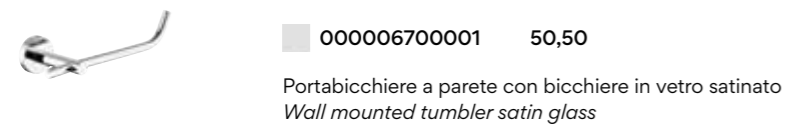
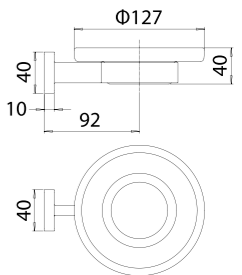
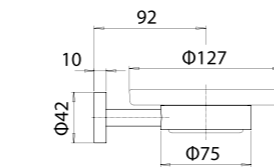
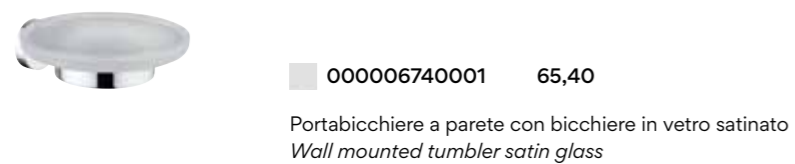
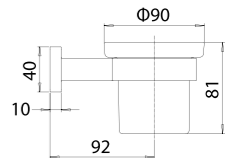
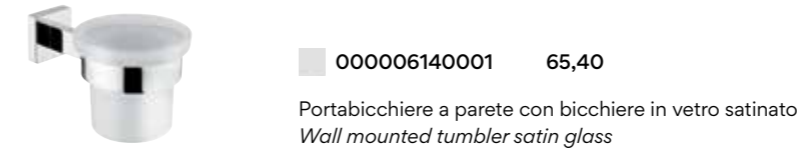
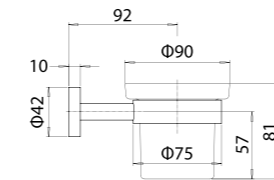
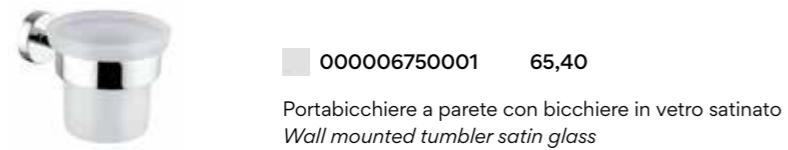

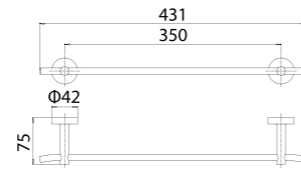

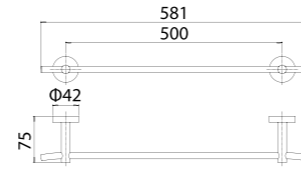
Portarotolo
Toilet paper holder



000006240001	77,00
000006240006	119,00

Portarotolo
Toilet paper holder



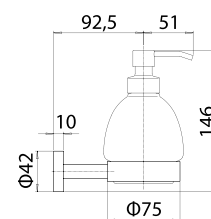




CODICE/CODE EURO

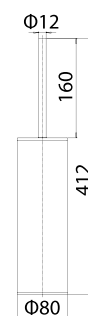
■ 000006790001 80,20

Dispenser a parete
Wall mounted dispenser



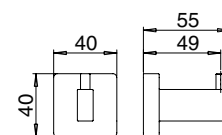
■ 000006130001 80,20

Portascopino
Toilet brush set



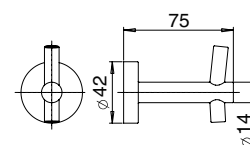
■ 000006170001 40,10

Portabiti
Hook



■ 00000677B001 22,90

Portabiti
Hook





SHOWER

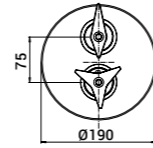
DESIGNED BY
Mamoli R&D



CODICE/CODE	EURO
3515PE000001	357,80
3515PE00000G	594,60
3515PE00000P	594,60

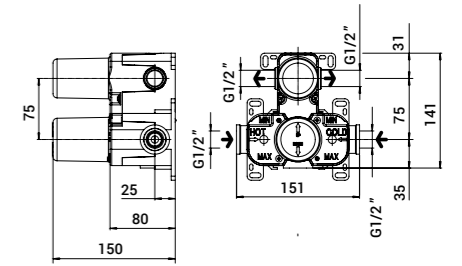
GIO PONTI - Parte esterna di finitura per miscelatore termostatico incasso per doccia con deviatore a 2 uscite
External components for concealed thermostatic shower mixer 2-ways diverter

Da completare con gruppo termostatico da incasso 271000000027
To be completed with concealed thermostatic mixer 271000000027



CODICE/CODE	EURO
271000000027	223,30

Gruppo doccia incasso termostatico universale con deviatore a 2 uscite
Universal built-in thermostatic shower mixer with 2 ways diverter

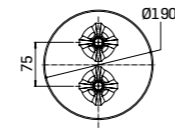


247800000621	668,00
24780000065G	791,00
24780000065F	791,00

1938 - Parte esterna di finitura per miscelatore termostatico da incasso per doccia con deviatore a 2 uscite
External components for concealed thermostatic shower mixer 2-ways diverter

Da completare con gruppo termostatico da incasso 271000000027
To be completed with concealed thermostatic mixer 271000000027

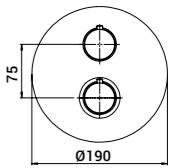
Disponibile dal 1/2024/Available from 2024/1



3247PE000001	206,10
--------------	--------

Parte esterna di finitura per miscelatore termostatico incasso per doccia ad 1 uscita, con rubinetto d'intercettazione dell'acqua miscelata
External components for concealed thermostatic shower mixer 1-way with stop valve

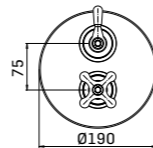
Da completare con gruppo termostatico da incasso 271100000027
To be completed with concealed thermostatic mixer 271100000027



3018PE000001	269,10
--------------	--------

EPOCA - Parte esterna di finitura per miscelatore termostatico da incasso per doccia con deviatore a 2 uscite
External components for concealed thermostatic shower mixer 2-ways diverter

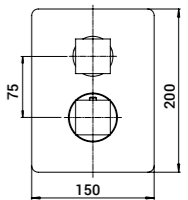
Da completare con gruppo termostatico da incasso 271000000027
To be completed with concealed thermostatic mixer 271000000027



3246PE000001	238,20
--------------	--------

Parte esterna di finitura per miscelatore termostatico incasso per doccia ad 1 uscita, con rubinetto d'intercettazione dell'acqua miscelata
External components for concealed thermostatic shower mixer 1-way with stop valve

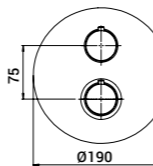
Da completare con gruppo termostatico da incasso 271100000027
To be completed with concealed thermostatic mixer 271100000027



3249PE000001	241,60
3249PE00000K	314,90
3249PE00000F	354,90
3249PE00000G	354,90

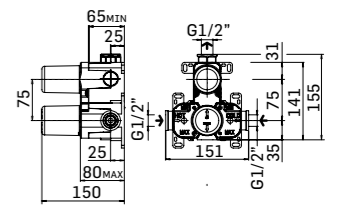
Parte esterna di finitura per miscelatore termostatico incasso per doccia con deviatore a 2 uscite
External components for concealed thermostatic shower mixer 2-ways diverter

Da completare con gruppo termostatico da incasso 271000000027
To be completed with concealed thermostatic mixer 271000000027



271100000027	211,80
--------------	--------

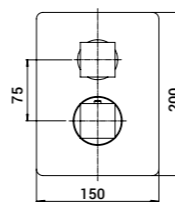
Gruppo doccia incasso termostatico universale ad 1 via, con rubinetto d'intercettazione dell'acqua miscelata. Blocco di sicurezza a 38°C
Universal built-in thermostatic shower mixer 1-way with stop valve. Safety block at 38°



3248PE000001	248,60
3248PE00000K	324,00

Parte esterna di finitura per miscelatore termostatico incasso per doccia con deviatore a 2 uscite
External components for concealed thermostatic shower mixer 2-ways diverter

Da completare con gruppo termostatico da incasso 271000000027
To be completed with concealed thermostatic mixer 271000000027



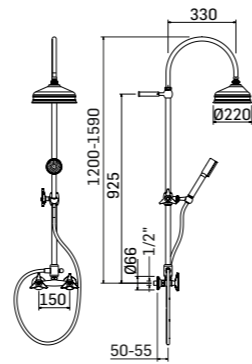


CODICE/CODE EURO

- 3030F2140021 1.628,00
- 3030F214002G 2.442,00
- 3030F214002F 2.442,00

Colonna doccia con miscelatore tradizionale con soffione, accessorio doccia e deviatore automatico
Shower bar with exposed shower mixer with shower head, handshower and automatic diverter

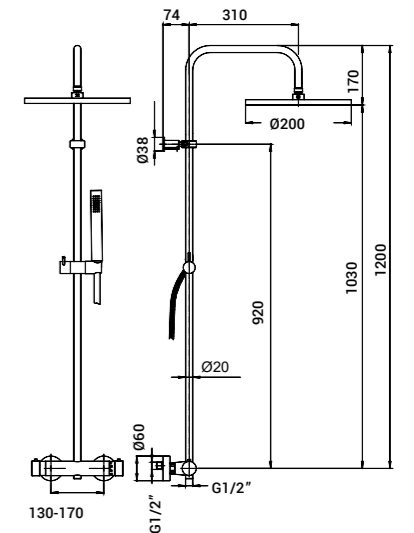
- soffione Ø220 mm, getto a pioggia
- doccia a getto pioggia, in ottone con impugnatura ceramica
- Ø220 mm rain jet anti-lime shower head
- chrome brass rain jet handshower, with white ceramic handle



CODICE/CODE EURO

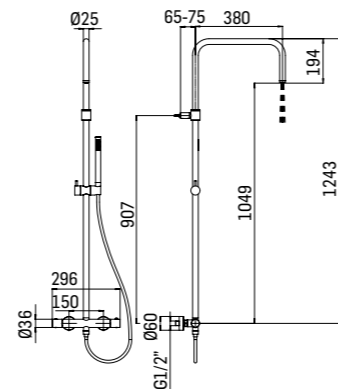
- 382702560021 569,10

Colonna doccia, con miscelatore termostatico esterno con soffione Ø200 mm in A.B.S e doccia monogetto
Shower column with thermostatic mixer with Ø200 mm A.B.S rain jet anti-lime showerhead and adjustable shower holder with handshower



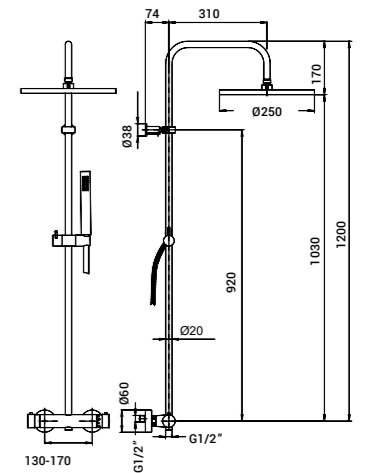
- 371700000021 670,00
- 37170000002A 771,00
- 37170000002K 737,00
- 37170000002G 771,00

Colonna doccia con miscelatore termostatico esterno e deviatore integrato, getto da aeratore Spray con flusso "rain" con ugelli in morbido silicone e accessorio doccia
Shower column with thermostatic mixer, integrated diverter with showerhead and handshower



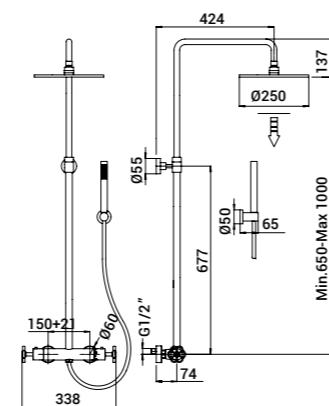
- 382708220021 697,30

Colonna doccia, con miscelatore termostatico esterno con soffione Ø250 mm in acciaio inox e doccia monogetto
Shower column with thermostatic mixer with Ø250 mm stainless steel shower head and handshower



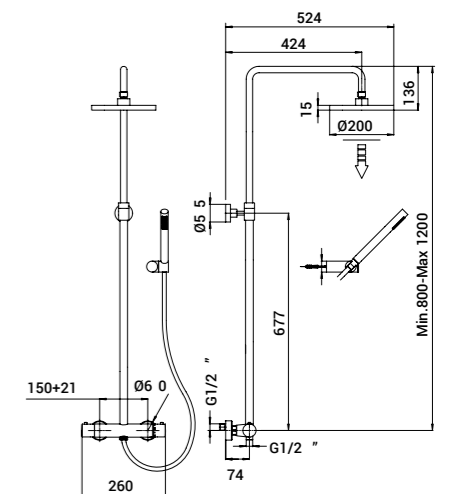
- 380708220021 950,20
- 38070822002K 1.190,60

Colonna doccia con miscelatore termostatico esterno con deviatore integrato, soffione regolabile in altezza con interasse fisso ed accessorio doccia
Shower column with thermostatic mixer, integrated diverter and adjustable shower head and shower set, fixed centres



- 38300832002K 961,70

Colonna doccia con miscelatore termostatico esterno con deviatore integrato, soffione Ø200 mm regolabile in altezza con interasse fisso ed accessorio doccia
Shower column with thermostatic mixer, integrated diverter and adjustable Ø200 mm shower head and shower set, fixed centres

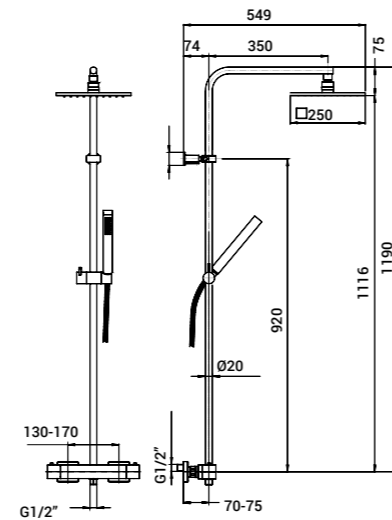




CODICE/CODE EURO

383708420021 798,10

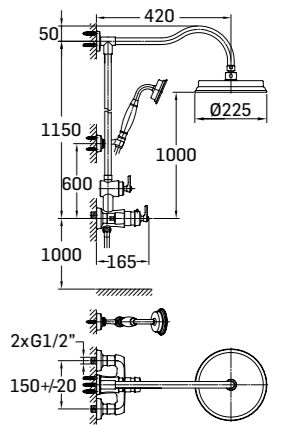
Colonna doccia, con miscelatore termostatico esterno con soffione 250x250 mm in acciaio inox e doccia monogetto, deviatore integrato con arresto
Shower column with thermostatic mixer with 250x250 mm stainless steel shower head and handshower, integrated diverter



CODICE/CODE EURO

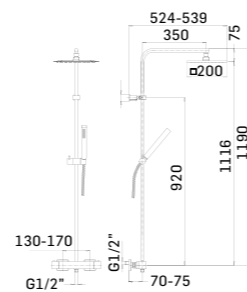
296700000021 1.225,00
 29670000002K 1.700,00
 296700000029 1.700,00

Colonna doccia con miscelatore termostatico esterno con deviatore integrato, soffione Ø225 mm, con interasse fisso ed accessorio doccia
Shower column with thermostatic mixer, integrated diverter and Ø225 mm. shower head and shower set, fixed centres



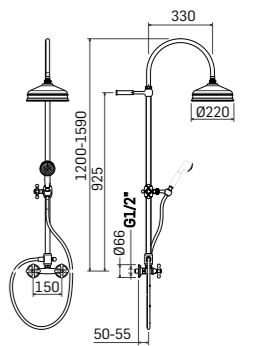
383702540021 673,20

Colonna doccia, con miscelatore termostatico esterno con soffione 250x250 mm in acciaio inox e doccia monogetto, deviatore integrato con arresto
Shower column with thermostatic mixer with 250x250 mm stainless steel shower head and handshower, integrated diverter



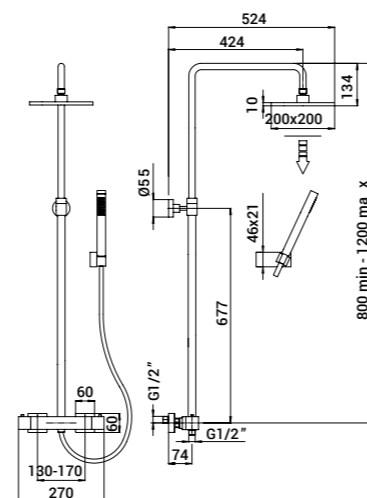
3036F311E021 1.076,20

Colonna doccia con miscelatore tradizionale, con con movimenti ceramici, soffione Ø220 getto a pioggia, sistema anticalcare e accessorio doccia
Shower bar with exposed shower mixer with ceramic discs valves, Ø220 mm rain jet anti-lime shower head and handshower



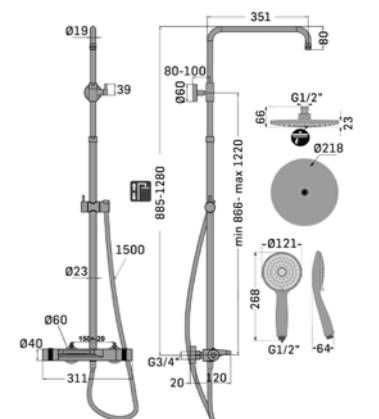
38470852002K 1.213,50

Colonna doccia con miscelatore termostatico, soffione 200x200 mm, regolabile in altezza con interasse fisso e supporto doccia a parete con doccia monogetto
Adjustable shower column, fixed centres with thermostatic mixer, 200x200 mm shower head, wall shower holder with handshower



290700000021 1.388,00
 290700000026 1.770,00

Colonna doccia, con miscelatore termostatico esterno con soffione Ø220 mm e doccia monogetto, deviatore integrato con arresto
Shower column with thermostatic mixer with Ø220 mm shower head and handshower, integrated diverter

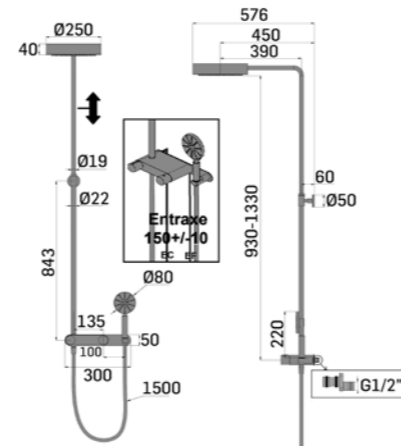




CODICE/CODE EURO

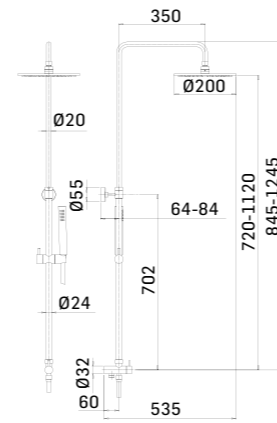
- 000000000001 1.450,00
- 000000000001 1.936,00
- 000000000001 1.936,00

Colonna doccia con miscelatore termostatico, soffione Ø250 mm, regolabile in altezza con interasse fisso con doccia monogetto
Adjustable shower column, fixed centres with thermostatic mixer, Ø250 mm shower head, with handshower



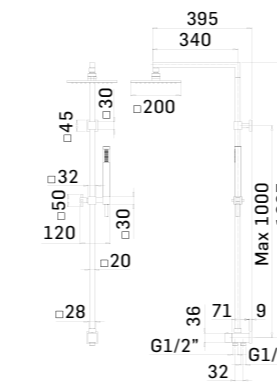
- 388402560021 477,50

Colonna doccia telescopica con soffione Ø200 mm. regolabile in altezza con interasse fisso, deviatore a parete con flessibile di collegamento e doccia a mano
Adjustable shower column with Ø200 mm shower head with handshower, diverter and flexible connection, fixed centres



- 338402540021 559,90

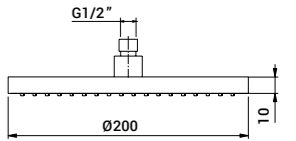
Colonna doccia telescopica con soffione 200x200 mm. regolabile in altezza con interasse fisso, deviatore a parete con flessibile di collegamento e doccia a mano
Adjustable round shower column with 200x200 mm shower head with handshower, diverter and flexible connection, fixed centres



CODICE/CODE EURO

- 00000832S001 57,30

Soffione in A.B.S. Ø200 mm, getto a pioggia, sistema anticalcare
Ø200 mm A.B.S. shower head, rain jet with anti-lime system

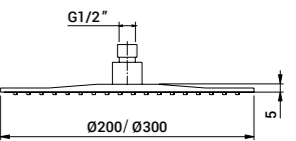


- 00000834S001 94,00

Soffione Ø200 mm, in acciaio inox 18/10, getto a pioggia, sistema anticalcare
Ø200 mm shower head, made of 18/10 stainless steel, rain jet with anti-lime system

- 00000835S001 182,10

Soffione Ø300 mm, in acciaio inox 18/10, getto a pioggia, sistema anticalcare
Ø300 mm shower head, made of 18/10 stainless steel, rain jet with anti-lime system



- 00000835S001 278,30

Idem, soffione Ø400 mm
Ditto Ø400 mm shower head

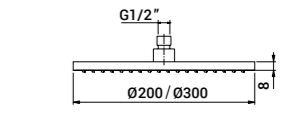


- 00000838S001 268,00
- 00000838S00K 372,10
- 00000838S00F 455,70
- 00000838S00G 455,70

Soffione in ottone Ø300 mm, ispezionabile, getto a pioggia, sistema anticalcare
Ø300 mm brass shower head, inspectable, rain jet with anti-lime system

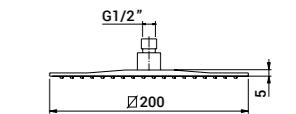
- 00000837S001 144,30

Soffione in ottone Ø200 mm, ispezionabile, getto a pioggia, sistema anticalcare
Ø200 mm brass shower head, inspectable, rain jet with anti-lime system



- 00000852S001 63,00

Soffione in A.B.S. 200x200 mm., getto a pioggia, sistema anticalcare
200x200 mm. A.B.S. shower head, rain jet with anti-lime system

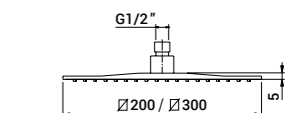


- 00000854S001 94,00

Soffione 200x200 mm, in acciaio inox 18/10, getto a pioggia, sistema anticalcare
200x200 mm shower head, made of 18/10 stainless steel, rain jet with anti-lime system


- 00000855S001 182,10

Soffione 300x300 mm, in acciaio inox 18/10, getto a pioggia, sistema anticalcare
300x300 mm shower head, made of 18/10 stainless steel, rain jet with anti-lime system



- 00000856S001 297,70

Idem, soffione 400x400 mm
Ditto 400x400 mm shower head

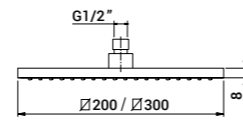


CODICE/CODE	EURO
00000858S001	213,00
00000858S00G	480,00
00000858S00K	377,80

Soffione 300x300 mm, in ottone getto a pioggia, sistema anticalcare
300x300 mm brass shower head, inspectable, rain jet with anti-lime system

00000857S001	154,60
--------------	--------

Soffione 200x200 mm, in ottone getto a pioggia, sistema anticalcare
200x200 mm brass shower head, inspectable, rain jet with anti-lime system

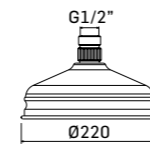


00000349S001	366,40
00000349S00G	600,00
00000349S00F	600,00

Soffione in ottone Ø220 mm, getto a pioggia, sistema anticalcare
Ø220 mm brass shower head, rain jet with anti-lime system

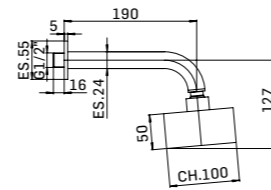
00000381S001	251,90
--------------	--------

Soffione in ottone Ø150 mm, getto a pioggia
Ø150 mm brass shower head, rain jet



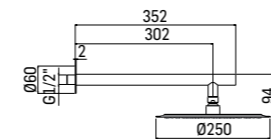
000008260027	570,00
--------------	--------

Soffione doccia getto a pioggia, con braccio per installazione a parete
Head shower with wall mounted shower arm



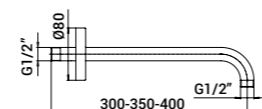
000008220021	250,00
00000822002A	350,00
00000822002K	300,00
00000822002G	350,00

Soffione in acciaio inox 18/10, Ø250 mm, getto a pioggia, sistema anticalcare con braccio per installazione a parete
Ø250 mm. inox steel 18/10 wall fixing shower head, rain jet with anti-lime system and shower arm



00000830L351	50,50
00000830L35G	137,40
00000830L35K	103,10
00000830L35F	137,40

Braccio in ottone tondo Ø22 mm per installazione a parete, L=350 mm
Brass shower arm, L= 350 mm



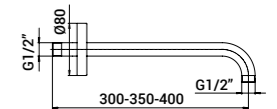
CODICE/CODE	EURO
-------------	------

00000830L301	48,20
--------------	-------

Braccio in ottone tondo Ø22 mm per installazione a parete, L=300 mm
Brass shower arm, L= 300 mm

00000830L401	53,90
--------------	-------

Braccio in ottone tondo Ø22 mm per installazione a parete, L=400 mm
Brass shower arm, L= 400 mm

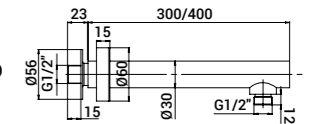


00000348L301	100,80
--------------	--------

Braccio in ottone Ø30 mm con fissaggio di sicurezza per installazione a parete L=300 mm
Brass shower arm with security fixing kit, L= 300 mm

00000348L401	118,00
--------------	--------

Braccio in ottone Ø30 mm con fissaggio di sicurezza per installazione a parete L=400 mm
Brass shower arm with security fixing kit, L= 400 mm



00000345L301	143,10
--------------	--------

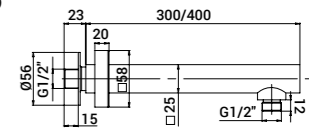
Braccio in ottone con fissaggio di sicurezza per installazione a parete L=300 mm
Brass shower arm with security fixing kit, L= 300 mm

00000345L401	167,20
--------------	--------

00000345L40G	240,50
--------------	--------

00000345L40K	229,00
--------------	--------

Braccio in ottone con fissaggio di sicurezza per installazione a parete L=400 mm
Brass shower arm with security fixing kit, L= 400 mm

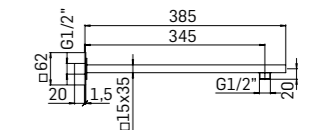


Articolo raccomandato per soffioni da 300 mm e 400 mm
Recommended product for 300 mm and 400 mm shower head



00000850L351	88,30
--------------	-------

Braccio in ottone per installazione a parete, L=350 mm
Brass shower arm, L= 350 mm



SOFFIONI DA INCASSO / CEILING SHOWER HEAD

CODICE/CODE EURO

■ 0000231T0021 950,20
 ■ 0000231T002K 1.135,80



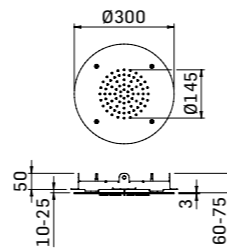
Soffione Ø300 mm, in acciaio inox, per installazione ad incasso a soffitto, getto a pioggia Ø300 mm. ceiling shower head, made of stainless steel, rain jet with anti-lime system

■ 0000241T0021 1.225,00
 ■ 0000241T002K 1.475,80

Idem, soffione Ø400 mm
 Ditto Ø400 mm shower head

■ 0000251T0021 1.495,20
 ■ 0000251T002K 1.796,30

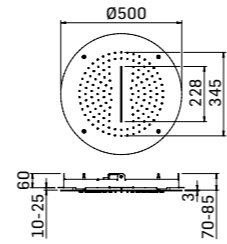
Idem, soffione Ø400 mm
 Ditto Ø500 mm shower head



■ 0000254T0021 950,20



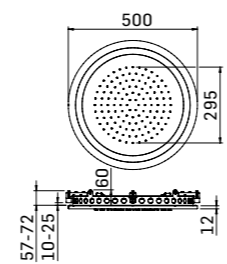
Soffione Ø500 mm, in acciaio inox, per installazione ad incasso a soffitto, getto a pioggia e a cascata Ø500 mm. ceiling shower head, made of stainless steel, water fall and rain flow



■ 0000256T0021 4.563,30
 ■ 0000256T002K 5.474,60



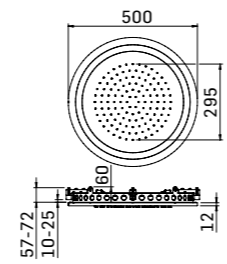
Soffione a LED Ø500 mm, in acciaio inox, per installazione ad incasso a soffitto, getto a pioggia Ø500 mm. LED ceiling shower head, made of stainless steel, rain jet with anti-lime system



■ 0000258T0021 4.948,00
 ■ 0000258T002K 5.937,00



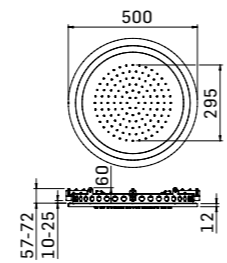
Soffione a LED Ø500 mm, in acciaio inox, per installazione ad incasso a soffitto, getto a pioggia e a cascata Ø500 mm. LED ceiling shower head, made of stainless steel, water fall and rain flow



■ 0000259T0021 5.333,70
 ■ 0000259T002K 6.392,70



Soffione a LED Ø500 mm, in acciaio inox, per installazione ad incasso a soffitto, getto a pioggia, cascata e getto nebulizzato Ø500 mm. LED ceiling shower head, made of stainless steel, water fall, rain and nebulizzer flow



SOFFIONI DA INCASSO / CEILING SHOWER HEAD

CODICE/CODE EURO

■ 0000230Q0021 852,90
 ■ 0000230Q002K 1.020,10



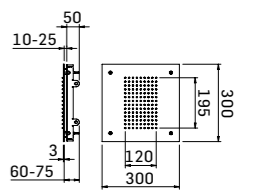
Soffione 300x300 mm, in acciaio inox, per installazione ad incasso a soffitto, getto a pioggia 300x300 mm. ceiling shower head, made of stainless steel, rain jet with anti-lime system

■ 0000240Q0021 1.039,50
 ■ 0000240Q002K 1.244,50

Idem, soffione 400x400 mm
 Ditto 400x400 mm shower head

■ 0000250Q0021 1.431,00
 ■ 0000250Q002K 1.712,70

Idem, soffione 500x500 mm
 Ditto 500x500 mm shower head



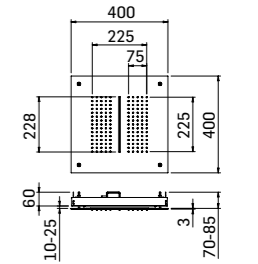
■ 0000244Q0021 1.502,10
 ■ 0000244Q002K 1.803,10




Soffione 400x400 mm, in acciaio inox, per installazione ad incasso a soffitto, getto a pioggia e a cascata 400x400 mm. ceiling shower head, made of stainless steel, water fall and rain flow

■ 0000255Q0021 1.502,10
 ■ 0000255Q002K 1.803,10

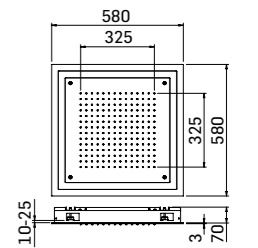
Soffione 500x500 mm, in acciaio inox, per installazione ad incasso a soffitto, getto a pioggia e a cascata 500x500 mm. ceiling shower head, made of stainless steel, water fall and rain flow



■ 0000266Q0021 4.306,90
 ■ 0000266Q002K 5.166,60



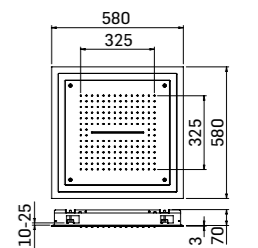
Soffione a LED 580x580 mm, in acciaio inox, per installazione ad incasso a soffitto, getto a pioggia 580x580 mm. LED ceiling shower head, made of stainless steel, rain jet with anti-lime system



■ 0000267Q0021 4.723,50
 ■ 0000267Q002K 5.666,80



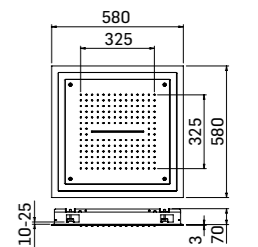
Soffione a LED 580x580 mm, in acciaio inox, per installazione ad incasso a soffitto, getto a pioggia e a cascata 580x580 mm. LED ceiling shower head, made of stainless steel, water fall and rain flow



■ 0000268Q0021 5.076,20
 ■ 0000268Q002K 6.090,40



Soffione a LED 580x580 mm, in acciaio inox, per installazione ad incasso a soffitto, getto a pioggia, cascata e getto nebulizzato 580x580 mm. LED ceiling shower head, made of stainless steel, water fall, rain and nebulizzer flow



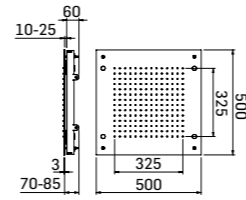
SHOWER



CODICE/CODE EURO

- 0000252Q0021 3.086,50
- 0000252Q002K 3.703,50

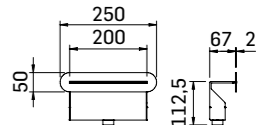
Soffione a LED 500x500 mm, in acciaio inox, per installazione ad incasso a soffitto, getto a pioggia
500x500 mm. LED ceiling shower head, made of stainless steel, rain jet with anti-lime system



CODICE/CODE EURO

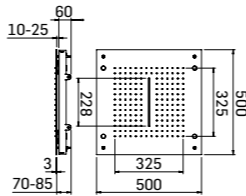
- 0000226C0021 358,40
- 0000226C002K 429,30

Bocca a cascata da incasso
Built-in waterfall spout



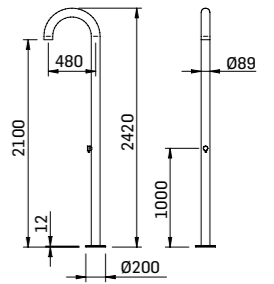
- 0000253Q0021 3.440,20
- 0000253Q002K 4.127,10

Soffione a LED 500x500 mm, in acciaio inox, per installazione ad incasso a soffitto, getto a pioggia e a cascata
500x500 mm. LED ceiling shower head, made of stainless steel, water fall and rain flow



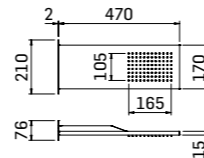
- 223500000021 5.975,90

Bocca a cascata da incasso
Built-in waterfall spout



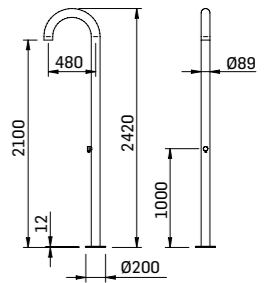
- 0000247R0021 635,40
- 0000247R002K 763,70

Soffione a parete 470x170 mm, in acciaio inox, getto a pioggia, sistema anticalcare
470x170 mm wall fixing shower head, made of stainless steel, rain flow with anti-lime system



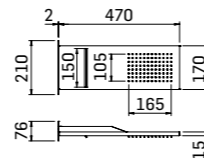
- 223600000021 2.318,30

Colonna doccia per esterno e grandi ambienti, completa di miscelatore monocomando e fissaggi a pavimento
Shower column for outdoor and large environments, complete with single lever mixer and floor fixing



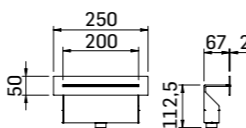
- 0000248R0021 769,40
- 0000248R002K 924,00

Soffione a parete 470x170 mm, in acciaio inox, getto a pioggia, sistema anticalcare e a cascata
470x170 mm wall fixing shower head, made of stainless steel, water fall and rain flow with anti-lime system



- 0000225C0021 358,40
- 0000225C002K 429,30

Bocca a cascata da incasso
Built-in waterfall spout



ASTE SALISCENDI / SHOWER BAR



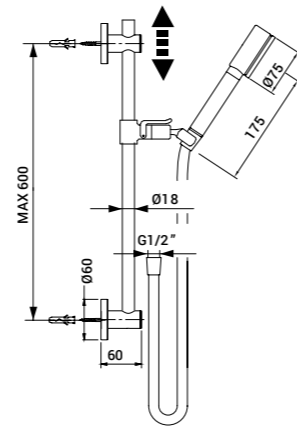
CODICE/CODE EURO

- 0000FN140001 332,00
- 0000FN14000G 529,00
- 0000FN14000F 529,00

Asta saliscendi con doccia getto a pioggia
Shower bar with rain jet handshower

- 000003250121 57,30
- 00000325012G 100,80
- 00000325012F 100,80

Pres a d'acqua a parete
Wall outlet

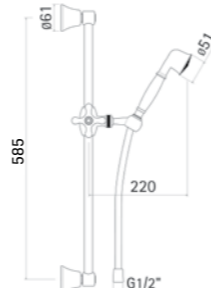


- 0000FE110001 223,30

Asta saliscendi con doccia getto a pioggia
Shower bar with rain jet handshower

- 000003540021 28,70

Pres a d'acqua a parete
Wall outlet

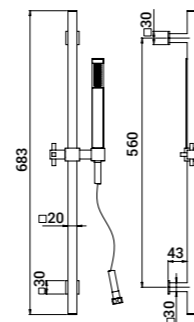


- 0000PU40Q001 269,10

Asta saliscendi con doccia getto a pioggia
Shower bar with rain jet handshower

- 000003520121 61,90

Pres a d'acqua a parete
Wall outlet

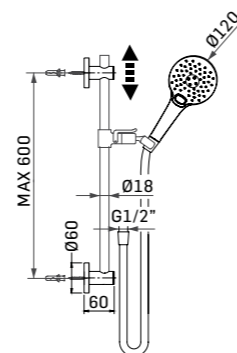


- 0000FN070001 194,70

Asta saliscendi con doccia a 3 getti
Shower bar with 3-jets handshower

- 000003250121 57,30

Pres a d'acqua a parete
Wall outlet



ASTE SALISCENDI / SHOWER BAR



CODICE/CODE EURO

- 0000PW29000K 269,10

Asta saliscendi con doccia getto a pioggia
Shower bar with rain jet handshower

- 00000325012K 74,50

Pres a d'acqua a parete
Wall outlet



- 0000PU40Q00K 354,90

Asta saliscendi con doccia getto a pioggia
Shower bar with rain jet handshower

- 00000352012K 99,70

Pres a d'acqua a parete
Wall outlet



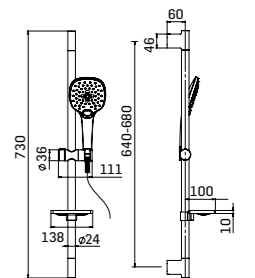
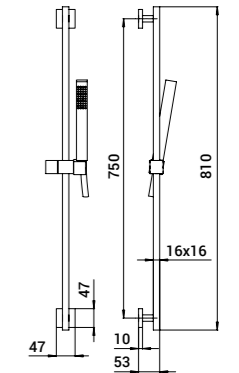
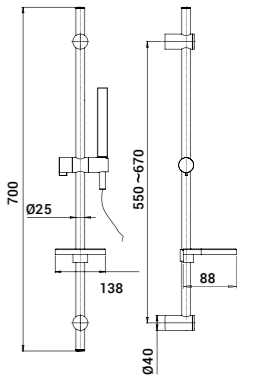
- 0000FP0000K1 107,70

Asta saliscendi con doccia a 3 getti
Shower bar with 3-jets handshower

- 000003540021 28,70

Pres a d'acqua a parete
Wall outlet

SHOWER



KIT DOCCIA / SHOWER SET



CODICE/CODE EURO

0000300SK021 254,30

Kit doccia composto da: soffione A.B.S. Ø200 mm, braccio da L.350 mm e accessorio doccia fisso con presa acqua e doccia monogetto

*Round shower set composed by:
A.B.S. shower head Ø200 mm, L.350 mm shower arm, fixed shower bracket with water outlet and handshower*

- 00000832S001 soffione / shower head Ø200 mm
- 00000830L351 braccio / shower arm L.350 mm
- 0000PV290121 accessorio doccia / shower set



0000301SK021 286,20

Kit doccia composto da: soffione in acciaio inox Ø200 mm, braccio da L.350 mm e accessorio doccia fisso con presa acqua e doccia monogetto

Round shower set composed by: inox steel shower head Ø200 mm, L.350 mm shower arm, fixed shower bracket with water outlet and handshower

- 00000834S001 soffione / shower head Ø200 mm
- 00000830L351 braccio / shower arm L.350 mm
- 0000PV290121 accessorio doccia / shower set



0000302SKQ21 305,80

Kit doccia composto da: soffione in A.B.S. 200x200 mm, braccio da L.350 mm e accessorio doccia orientabile con presa acqua e doccia monogetto

Square shower set composed by: 200x200 mm A.B.S. shower head, L.350 mm shower arm, adjustable shower bracket with water outlet and handshower

- 00000852S001 soffione / shower head 200x200 mm
- 00000850L351 braccio / shower arm L.350 mm
- 0000PO400121 accessorio doccia / shower set

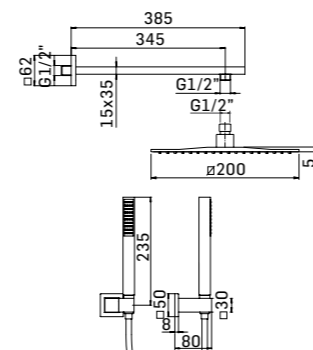
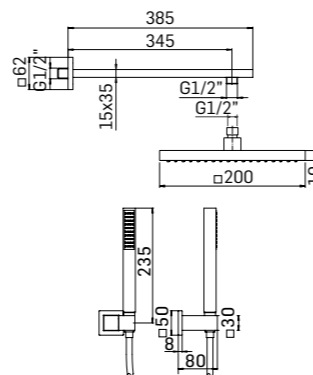
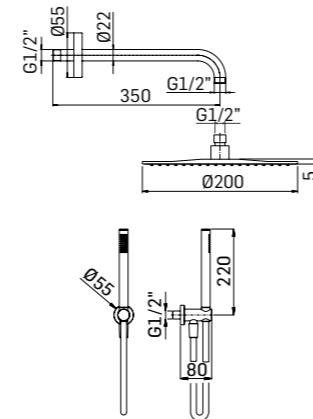
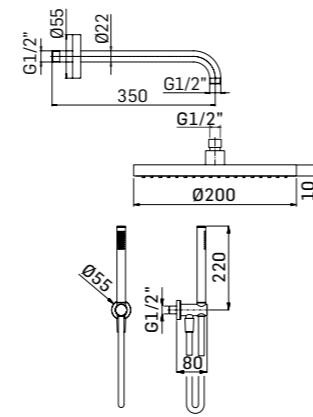


0000303SKQ21 336,70

Kit doccia composto da: soffione in acciaio inox 200x200 mm, braccio da L.350 mm e accessorio doccia orientabile con presa acqua e doccia monogetto

Square shower set composed by: 200x200 mm inox steel shower head, L.350 mm shower arm, adjustable shower bracket with water outlet and handshower

- 00000854S001 soffione / shower head 200x200 mm
- 00000850L351 braccio / shower arm L.350 mm
- 0000PO400121 accessorio doccia / shower set



SHUT-OFF SET



CODICE/CODE EURO

0000B6590021 609,20

0000B659002K 1.001,70

0000B659002G 1.188,00

Kit shut-off con miscelatore monocomando, doccetta e supporto a parete
Shut-off set with single lever mixer, shut-off handshower, fixed shower holder



0000B6570021 174,10

Kit shut-off con doccetta in ottone, presa d'acqua e supporto doccia con valvola di sicurezza, flessibile antitorion in PVC da cm 125

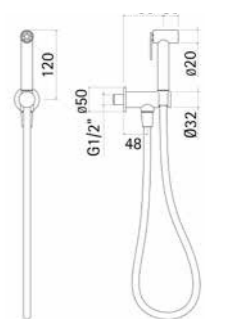
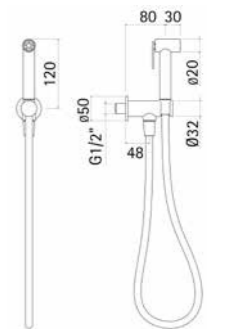
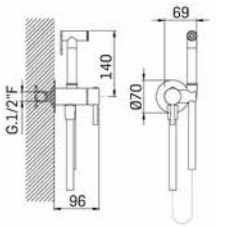
Shut-off set with brass shut-off handshower, brass fixed shower holder with water intake with safety valve and flexible hose cm 125

0000B6550021 240,50

Kit per WC con doccetta shut-off in ottone, presa d'acqua e supporto doccia con valvola di sicurezza, flessibile antitorion in PVC da cm 125

Shut-off WC set with brass shut-off handshower, brass fixed shower holder with water intake with safety valve and flexible hose cm 125

SHOWER

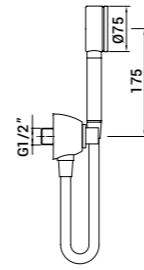




CODICE/CODE EURO

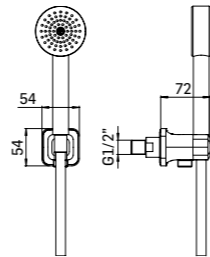
- 0000FR140021 274,80
- 0000FR14002G 435,10
- 0000FR14002F 435,10

Accessorio doccia con presa d'acqua per miscelatori da incasso
Shower set with water outlet for built-in mixers



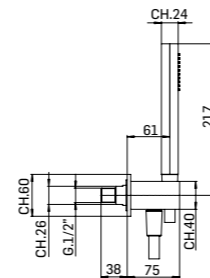
- 0000FI140021 364,00
- 0000FI14002G 514,00
- 0000FI14002F 514,00

Accessorio doccia con presa d'acqua per miscelatori da incasso
Shower set with water outlet for built-in mixers



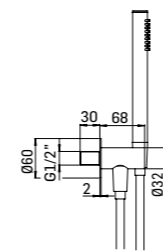
- 0000PH460027 350,00

Accessorio doccia fisso con presa acqua
Fixed shower set, bracket with water outlet



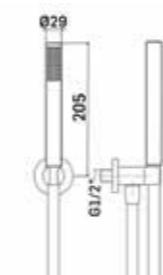
- 0000FV300021 170,00
- 0000FV30002A 260,00
- 0000FV30002K 204,00
- 0000FV30002G 260,00

Accessorio doccia fisso con presa acqua
Fixed shower set, bracket with water outlet



- 0000PV290121 153,50
- 0000PV29012F 231,40
- 0000PV29012G 231,40
- 0000PV29012K 176,40

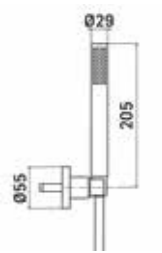
Accessorio doccia fisso con presa acqua.
Fixed shower set, bracket with water outlet.



CODICE/CODE EURO

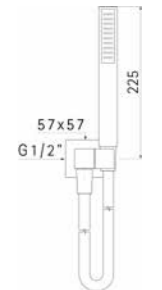
- 0000PG290001 108,80
- 0000PG29000F 162,70
- 0000PG29000G 162,70
- 0000PG29000K 142,10

Accessorio doccia fisso.
Fixed shower set.



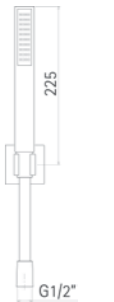
- 0000PO400121 168,40
- 0000FO40012G 310,50
- 0000PO40012K 280,50

Accessorio doccia orientabile con presa acqua
Adjustable shower set, bracket with water outlet



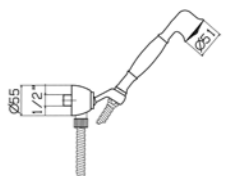
- 0000PD400001 177,50
- 0000PD40000K 208,50

Accessorio doccia fisso
Fixed shower set



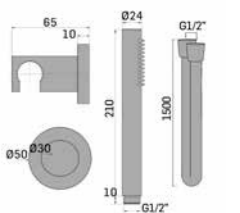
- 0000FT110001 114,50

Set doccia con presa acqua
Shower set, bracket with water outlet



- 0000PB290101 158,00
- 0000PB290106 190,00
- 0000PB290L03 209,00

Accessorio doccia fisso
Fixed shower set

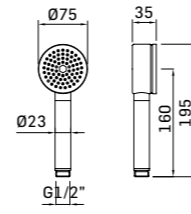


DOCCE / HANDSHOWERS



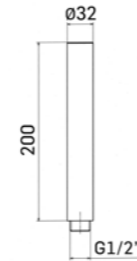
CODICE/CODE	EURO
000002140001	144,30
00000214000G	179,90
00000214000F	179,90

Doccia a getto pioggia, ispezionabile, con testina in ottone e impugnatura nera
ain jet handshower, inspectable, with brass head and black handle



000002110001	45,80
--------------	-------

Doccia a 2 getti, 3 funzioni. Sistema anticalcare
2-jets handshower, 3 functions with anti-lime system




000003400001	52,80
00000340000K	87,10

Doccia a getto pioggia. Sistema anticalcare
Rain jet handshower with anti-lime system



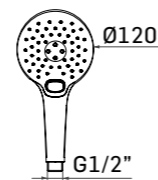
000003290001	42,50
00000329000K	73,40

Doccia a getto pioggia. Sistema anticalcare
Rain jet handshower with anti-lime system



000002070001	45,80
--------------	-------

Doccia a 2 getti, 3 funzioni Ø120 mm. Sistema anticalcare
Ø120 mm 2-jets handshower, 3 functions with anti-lime system



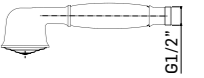
DOCCE / HANDSHOWERS



CODICE/CODE	EURO
-------------	------

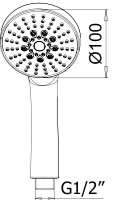
000003110001	53,90
--------------	-------

Doccia a getto pioggia, impugnatura metallica
Rain jet handshower with metallic handle



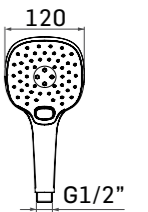
000003330001	36,80
--------------	-------

Doccia a 5 getti, sistema anticalcare
5-jets handshower with antilime system



000003330001	36,80
--------------	-------

Doccia a 5 getti, sistema anticalcare
5-jets handshower with antilime system

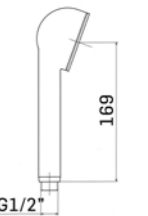


000003680001	12,70
--------------	-------

Doccia a getto pioggia
Rain jet handshower

000003690001	16,10
--------------	-------

Doccia a getto pioggia, sistema anticalcare
Rain jet handshower with antilime system



SUPPORTI DOCCIA / SHOWER BRACKETS

CODICE/CODE EURO



- 000003520121 61,90
- 00000352012K 99,70

Preso d'acqua a parete
Wall outlet



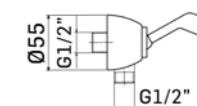
SUPPORTI DOCCIA / SHOWER BRACKETS

CODICE/CODE EURO



- 0000387T0021 53,90

Supporto doccia snodato con presa acqua
Adjustable handshower bracket with water outlet



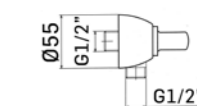
- 000003250121 57,30
- 00000325012F 100,80
- 00000325012G 100,80
- 00000325012K 74,50

Preso d'acqua a parete
Wall outlet



- 0000385R0021 63,00

Supporto doccia fisso con presa acqua
Fixed handshower bracket with water outlet



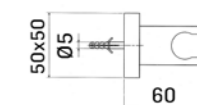
- 000003540021 28,70

Preso d'acqua a parete
Wall outlet



- 0000343D1001 77,90
- 0000343D100K 100,80

Supporto a parete per doccia, fisso
Fixed handshower bracket



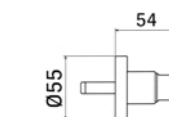
- 000033500121 97,40
- 00003350012K 126,00

Supporto doccia snodato con presa acqua
Adjustable handshower bracket with water outlet



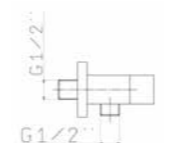
- 0000374G0001 57,30

Supporto a parete per doccia, fisso
Fixed handshower bracket



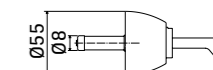
- 0000326V0121 89,40

Supporto doccia fisso con presa acqua
Fixed handshower bracket with water outlet



- 0000386S0001 55,00

Supporto a parete per doccia, snodato
Adjustable handshower bracket



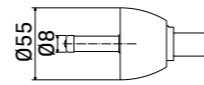
SUPPORTI DOCCIA / SHOWER BRACKETS



CODICE/CODE EURO

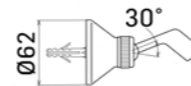
0000384Q0001 49,30

Supporto a parete per doccia, fisso
Fixed handshower bracket



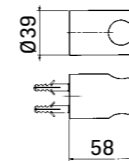
0000391Y0001 20,70

Supporto a parete per doccia, snodato
Adjustable handshower bracket



0000390X0001 15,00

Supporto a parete per doccia, fisso
Fixed handshower bracket



FLESSIBILI DOCCIA / FLEXIBLE HOSE



CODICE/CODE EURO

0000F3300001 20,70

Flessibile metallico 1/2" F x 1/2" F
a doppia graffatura lungo 150 cm.
Metallic flexible hose 150 cm 1/2"x1/2"
with double interlock



0000P3260001 31,00

Flessibile in PVC antitorsione 1/2" F x 1/2" F
lungo 150 cm.
PVC flexible hose 150 cm 1/2"x1/2"

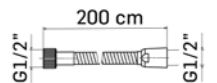


0000H3300001 28,70

Flessibile metallico 1/2" F x 1/2" F
a doppia graffatura lungo 200 cm.
Metallic flexible hose 200 cm
1/2"x1/2" with double interlock

0000D3300001 24,10

Flessibile metallico 1/2" F x 1/2" F
a doppia graffatura lungo 175 cm.
Metallic flexible hose 175 cm
1/2"x1/2" with double interlock

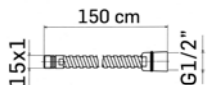


0000F3290001 24,10

Flessibile G.1/2x15 P1 M metallo a
doppia graffatura lungo 150 cm.
Metallic flexible hose double
interlock 150 cm G1/2"x15P1

0000H3290001 32,10

Flessibile G.1/2x15 P1 M metallo a
doppia graffatura lungo 200 cm.
Metallic flexible hose double
interlock 200 cm G1/2"x15P1

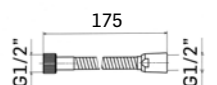


0000F3310001 22,90

Flessibile G.1/2xG.1/2" in acciaio
lungo 150 cm. estensibile fino a
175 cm.
Inox flexible hose L.150 cm.,
extensible up to 175 cm.

0000H330E001 31,00

Flessibile G.1/2xG.1/2" in acciaio
lungo 175 cm. estensibile fino a
200 cm.
Inox flexible hose L.175 cm.,
extensible up to 200 cm.



SHOWER



ACQUACHIARA

DESIGNED BY
Mamoli R&D



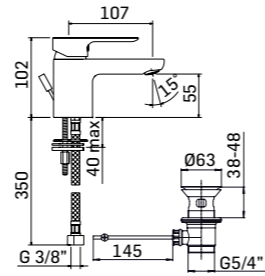
Cromo/Chrome



CODICE/CODE EURO

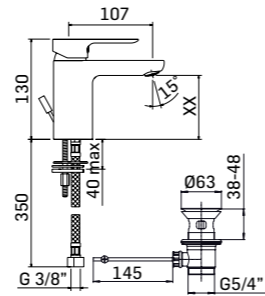
■ 40610000N251 90,00

Miscelatore monocomando per lavabo con scarico da 5/4"
Single lever basin mixer with 5/4" pop-up waste



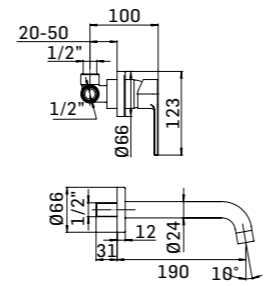
■ 4061H130N251 96,00

Miscelatore monocomando per lavabo con scarico da 5/4"
Single lever basin mixer with 5/4" pop-up waste



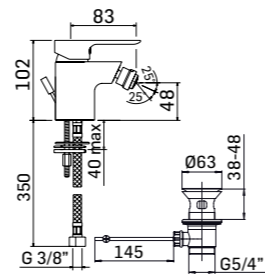
■ 40670000N221 207,30

Miscelatore monocomando da incasso per lavabo, composto da parte grezza e parte esterna di finitura e bocca a parete
Concealed single lever basin mixer, composed by assembly components, external components and wall mounted spout



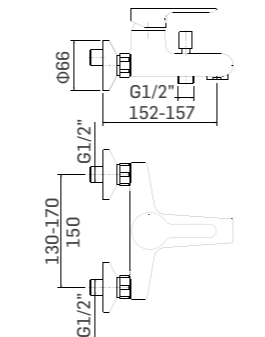
■ 50610000N251 90,00

Miscelatore monocomando per bidet con scarico da 5/4"
Single lever bidet mixer with 5/4" pop-up waste



■ 1062FC66N121 148,90

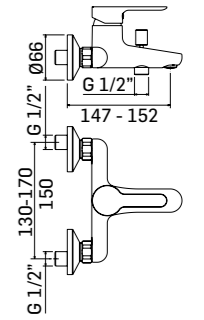
Miscelatore monocomando esterno per vasca con deviatore automatico ed accessorio doccia fisso
Exposed single lever bath mixer with automatic diverter and fixed shower set



CODICE/CODE EURO

■ 10620000N121 135,20

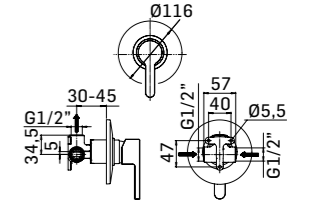
Miscelatore monocomando esterno per vasca con deviatore automatico senza accessorio doccia
Exposed single lever bath mixer with automatic diverter without shower set



■ 3060PE00N201 27,60

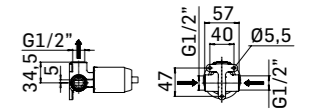
Parte esterna di finitura per miscelatore monocomando da incasso per doccia ad 1 uscita
External components for concealed 1-way single lever shower mixer

Da completare con gruppo da incasso 370300000021
To be completed with concealed mixer 370300000021



■ 370300000021 49,30

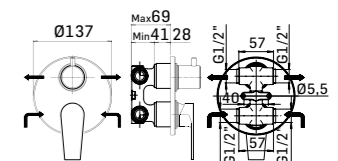
Gruppo monocomando da incasso per doccia ad 1 uscita
Concealed 1-way single lever shower mixer



■ 2062PE00N201 50,60

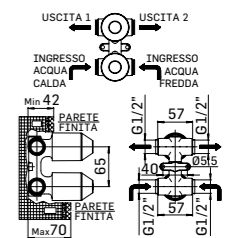
Parte esterna di finitura per miscelatore monocomando da incasso per doccia ad 2 uscite
External components for concealed 2-ways single lever shower mixer

Da completare con gruppo da incasso 270300000021
To be completed with concealed mixer 270300000021



■ 270300000021 129,40

Gruppo monocomando doccia da incasso con deviatore a 2 uscite
Concealed single lever shower mixer with 2-ways diverter

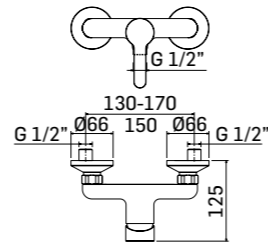




CODICE/CODE EURO

30630000N221 95,00

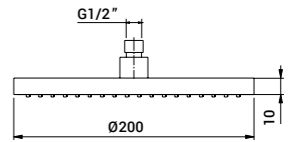
Miscelatore monocomando esterno doccia
Single lever shower mixer



CODICE/CODE EURO

00000832S001 57,30

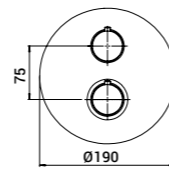
Soffione in A.B.S. Ø200 mm, getto a pioggia, sistema anticalcare
Ø200 mm A.B.S. shower head, rain jet with anti-lime system



3249PE000001 241,60

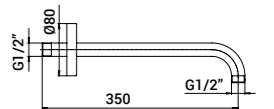
Parte esterna di finitura per miscelatore termostatico
incasso per doccia con deviatore a 2 uscite
External components for concealed thermostatic
shower mixer 2-ways diverter

Da completare con gruppo termostatico da incasso 271000000027
To be completed with concealed thermostatic mixer 271000000027



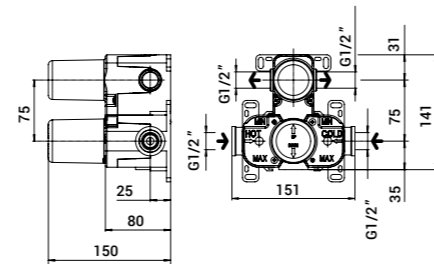
00000830L351 50,50

Braccio in ottone tondo Ø22 mm per installazione a parete, L=350 mm
Brass shower arm, L= 350 mm



271000000027 223,30

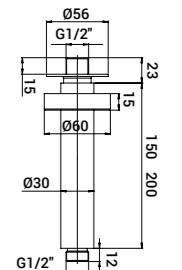
Gruppo doccia incasso termostatico universale
con deviatore a 2 uscite
Universal built-in thermostatic shower mixer
with 2 ways diverter



00000831H151 48,20

Braccio tondo Ø30 con fissaggio di sicurezza
per installazione a soffitto L=150 mm
Ceiling shower arm with security fixing kit, L= 150 mm

Articolo raccomandato per soffioni da 300 mm e 400 mm
Recommended product for 300 mm and 400 mm shower head

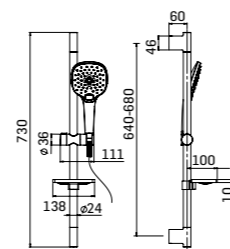


0000FP0000K1 107,70

Asta saliscendi con doccia a 3 getti
Shower bar with 3-jets handshower

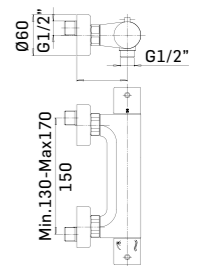
000003540021 28,70

Presina d'acqua a parete
Wall outlet



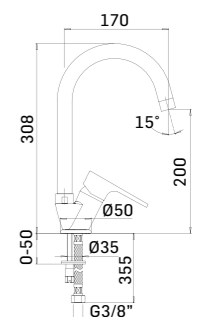
300300000121 240,00

Miscelatore termostatico esterno doccia, con
rubinetto di regolazione e di chiusura con vite a
dischi ceramici e con limitatore di sicurezza a 38°
Exposed thermostatic shower mixer temperature
control handle with stop valve, water flow
regulation and safety block at 38°C



70910000N201 120,00

Miscelatore monocomando monoforo per lavello
Single lever sink mixer

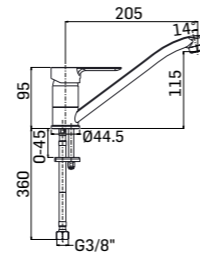




CODICE/CODE EURO

7061000N201 102,00

Miscelatore monocomando monoforo per lavello
Single lever sink mixer with swivel spout



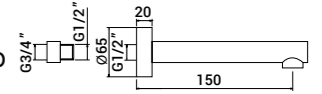
CODICE/CODE EURO

22190000031 61,90

Bocca di erogazione
a parete L.150 mm
Wall-mounted spout L.150 mm

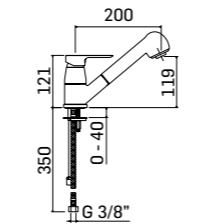
2219S200031 80,20

Bocca di erogazione
a parete L.200 mm
Wall-mounted spout L.200 mm



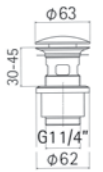
70670377N201 153,00

Miscelatore monocomando per lavello con doccia estraibile
Single lever sink mixer with pull out handspray



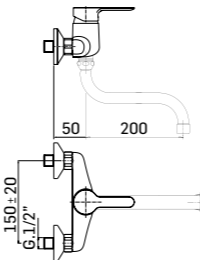
000004430051 36,80

Scarico per lavabo da 5/4\" con comando a pressione,
con troppopieno, spessore installazione 30-45 mm
*5/4\" up&down system pop-up waste
for wash basin. On surfaces up 30-45 mm*



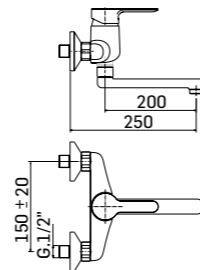
70650741N121 107,00

Miscelatore monocomando da lavello a parete
Wall mounted single lever sink mixer



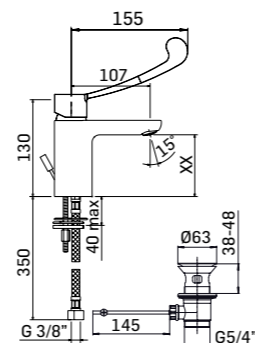
7062000N121 112,40

Miscelatore monocomando da lavello a parete
Wall mounted single lever sink mixer



4068H150N251 104,30

Miscelatore monocomando a leva lunga per lavabo
con scarico da 5/4\"
*Single lever basin mixer with elbow-joint lever
and 5/4\" pop-up waste*





SMILE

DESIGNED BY
Mamoli R&D



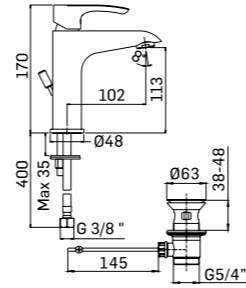
Cromo/Chrome



CODICE/CODE EURO

■ 435100000A51 91,60

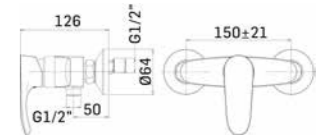
Miscelatore monocomando per lavabo con scarico da 5/4"
Single lever basin mixer with 5/4" pop-up waste



CODICE/CODE EURO

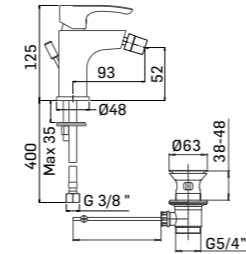
■ 435100000A51 91,60

Miscelatore esterno doccia
Single lever shower mixer



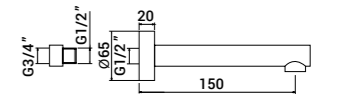
■ 535100000A51 92,80

Miscelatore monocomando per bidet con scarico da 5/4"
Single lever bidet mixer with 5/4" pop-up waste



■ 221900000031

Bocca di erogazione
 a parete L.150 mm
Wall-mounted spout L.150 mm



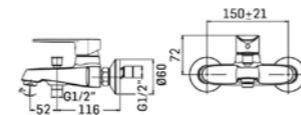
■ 2219S2000031

Bocca di erogazione
 a parete L.200 mm
Wall-mounted spout L.200 mm



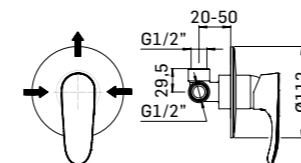
■ 1352FB680021 136,30

Miscelatore monocomando esterno per vasca
 con deviatore automatico ed accessorio doccia fisso
*Exposed single lever bath mixer with automatic
 diverter and fixed shower set*



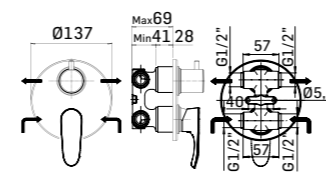
■ 335000000021 127,20

Miscelatore monocomando incasso per doccia,
 composto da parte grezza e parte esterna di finitura
*Concealed single lever shower mixer composed by
 assembly components and external components*



■ 235200000021 74,50

Miscelatore monocomando incasso per doccia con
 deviatore a 2 uscite, composto da parte grezza e parte
 esterna di finitura
*Concealed single lever shower mixer with 2-ways
 diverter composed by assembly components and
 external components*





ALFA - BETA

DESIGNED BY
Mamoli R&D

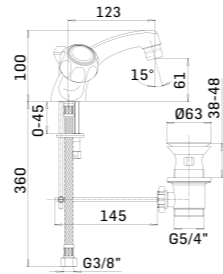
“Il rubinetto che tutti ricordiamo di aver avuto a scuola e ancor oggi il preferito dei Boomer, che piace tanto anche agli architetti.



CODICE/CODE EURO

44660000A151 ALFA 138,60
44660000B151 BETA 138,60

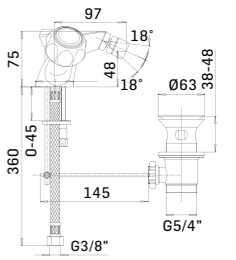
Miscelatore monoforo per lavabo con scarico da 5/4"
Single hole basin mixer with 5/4" pop-up waste



CODICE/CODE EURO

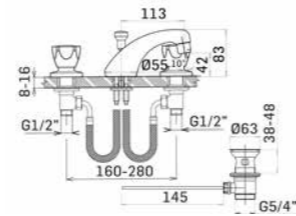
54660000A151 ALFA 138,60
54660000B151 BETA 138,60

Miscelatore monoforo per bidet con scarico da 5/4"
Single hole bidet mixer with 5/4" pop-up waste



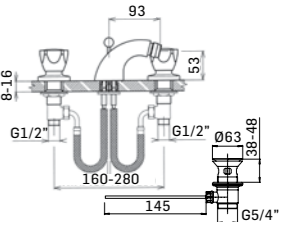
45400000A051 ALFA 184,40
45400000B051 BETA 184,40

Batteria per lavabo a 3 fori con scarico da 5/4"
3-holes basin mixer with 5/4" pop-up waste



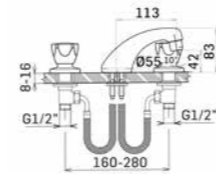
55400000A051 ALFA 205,00
55400000B051 BETA 205,00

Batteria per bidet a 3 fori con scarico da 5/4"
3-holes bidet mixer with 5/4" pop-up waste



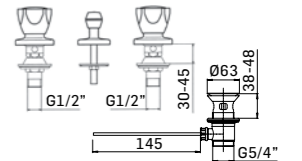
45420000A001 ALFA 184,40
45420000B001 BETA 184,40

Batteria per lavabo a 3 fori senza scarico
3-holes basin mixer without pop-up waste



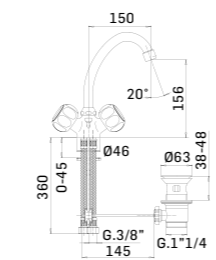
55510000A051 ALFA 119,20
55510000B051 BETA 119,20

Batteria per bidet a 3 fori con scarico da 5/4"
3-holes bidet mixer with 5/4" pop-up waste



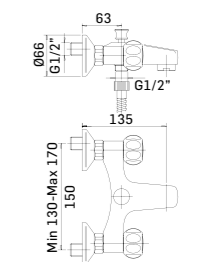
43440743A151 ALFA 118,00
43440743B151 BETA 118,00

Miscelatore monoforo per lavabo con collo girevole e scarico da 5/4"
Single hole basin mixer with swivel spout and 5/4" pop-up waste



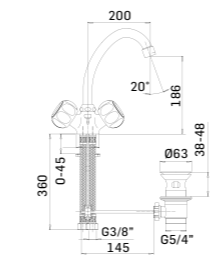
1053FB68A121 ALFA 153,50
1053FB68B121 BETA 153,50

Miscelatore tradizionale esterno per vasca con deviatore automatico e accessorio doccia
Exposed bath mixer with automatic diverter and shower set



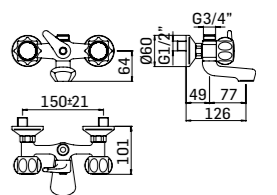
43440744A151 ALFA 120,30
43440744B151 BETA 120,30

Miscelatore monoforo per lavabo con collo girevole e scarico da 5/4"
Single hole basin mixer with swivel spout and 5/4" pop-up waste



1016F368A021 ALFA 230,20
1016F368B021 BETA 230,20

Miscelatore tradizionale esterno per vasca con deviatore manuale e accessorio doccia
Exposed bath mixer with manual diverter and shower set

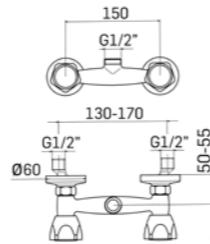




CODICE/CODE EURO

3033M000A121 ALFA 92,80
3033M000B121 BETA 92,80

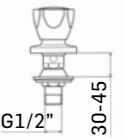
Miscelatore tradizionale esterno per doccia
Exposed shower mixer



CODICE/CODE EURO

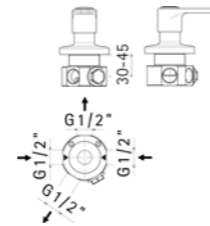
51560000A021 ALFA 47,00
51560000B021 BETA 47,00

Rubinetto per bidet
Bidet tap



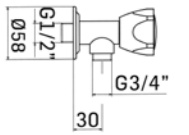
223300000021 193,60

Deviatore da incasso a 2 uscite, composto da parte grezza e parte esterna di finitura
Concealed 2-ways diverter composed by assembly components and external components



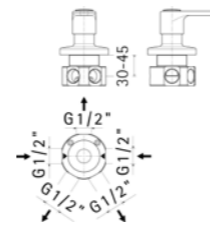
31710000A121 ALFA 47,00
31710000B121 BETA 47,00

Rubinetto a squadra con entrata 1/2" M e uscita 3/4" M.
Square tap with 1/2" inlet and 3/4" outlet



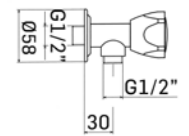
223300000021 193,60

Deviatore da incasso a 3 uscite, composto da parte grezza e parte esterna di finitura
Concealed 3-ways diverter composed by assembly components and external components



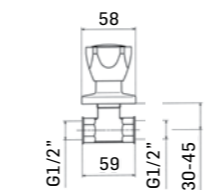
31720000A121 ALFA 41,30
31720000B121 BETA 41,30

Rubinetto a squadra con entrata 1/2" M e uscita 1/2" M.
Square tap with 1/2" inlet and 1/2" outlet



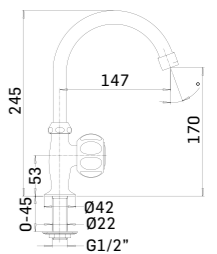
21220000A021 ALFA 42,50
21220000B021 BETA 42,50

Rubinetto da incasso diritto da G.1/2"
G.1/2" straight stop-cocks



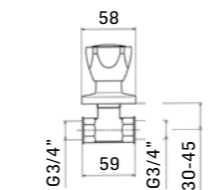
41460743A121 ALFA 67,70
41460743B121 BETA 67,70

Rubinetto a colonnina con collo girevole lungo 15 cm.
Deck-mounted tap with 15 cm. swivel spout



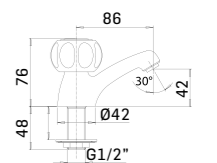
21220000A031 ALFA 63,00
21220000B031 BETA 63,00

Rubinetto da incasso diritto da G.3/4"
G.3/4" straight stop-cocks



41470000A121 ALFA 53,90
41470000B121 BETA 53,90

Rubinetto per lavabo
Basin tap

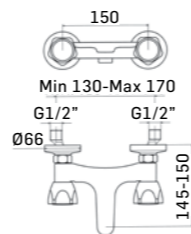




CODICE/CODE EURO

70520000A021 ALFA 124,90
70520000B021 BETA 124,90

Miscelatore tradizionale a parete
Wall mounted mixer

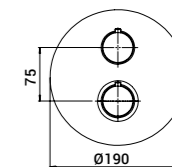


CODICE/CODE EURO

3249PE000001 241,60

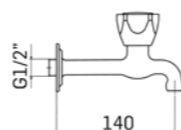
Parte esterna di finitura per miscelatore termostatico
incasso per doccia con deviatore a 2 uscite
*External components for concealed thermostatic
shower mixer 2-ways diverter*

Da completare con gruppo termostatico da incasso 271000000027
To be completed with concealed thermostatic mixer 271000000027



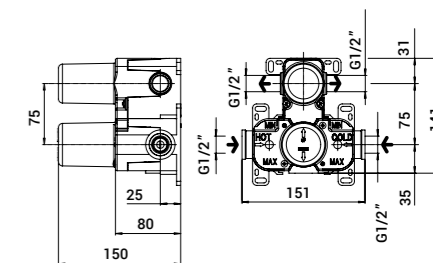
71700000A121 ALFA 49,30
71700000B121 BETA 49,30

Miscelatore tradizionale a parete
Wall mounted mixer



271000000027 223,30

Gruppo doccia incasso termostatico universale
con deviatore a 2 uscite
*Universal built-in thermostatic shower mixer
with 2 ways diverter*


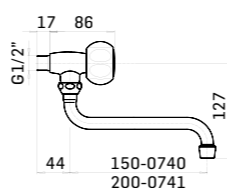


71710740A121 ALFA 53,90
71710740B121 BETA 53,90

Rubinetto a parete,
collo girevole da 15 cm.
Wall mounted tap,
15 cm. swivel spout

71710741A121 ALFA 56,20
71710741B121 BETA 56,20

Rubinetto a parete,
collo girevole da 20 cm.
Wall mounted tap,
20 cm. swivel spout

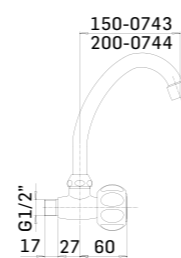


71710743A121 ALFA 53,90
71710743B121 BETA 53,90

Rubinetto a parete,
collo girevole alto da 15 cm.
Wall mounted tap,
15 cm. high swivel spout

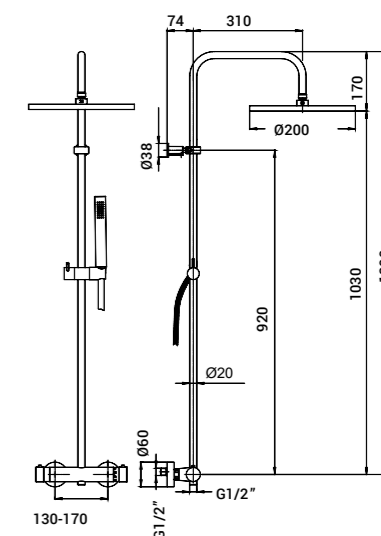
71710743A121 ALFA 56,20
71710744B121 BETA 56,20

Rubinetto a parete,
collo girevole alto da 20 cm.
Wall mounted tap,
20 cm. high swivel spout



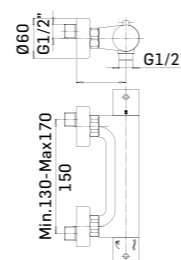
382702560021 569,10

Colonna doccia, con miscelatore termostatico esterno
con soffione Ø200 mm in A.B.S e doccia monogetto
*Shower column with thermostatic mixer with Ø200 mm
A.B.S rain jet anti-lime showerhead and adjustable
hower holder with handshower*



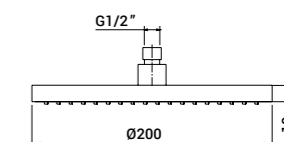
300300000121 240,00

Miscelatore termostatico esterno doccia, con rubinetto
di regolazione e di chiusura con vitone a dischi ceramici
e con limitatore di sicurezza a 38°
*Exposed thermostatic shower mixer temperature control handle
with stop valve, water flow regulation and safety block at 38°C*



00000832S001 57,30

Soffione in A.B.S. Ø200 mm, getto a pioggia, sistema anticalcare
Ø200 mm A.B.S. shower head, rain jet with anti-lime system



CODICE/CODE EURO

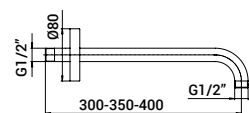


■ 00000830L351 50,50

Braccio in ottone tondo Ø22 mm
per installazione a parete, L=350 mm
Brass shower arm, L= 350 mm

■ 00000830L401 53,90

Braccio in ottone tondo Ø22 mm
per installazione a parete, L=400 mm
Brass shower arm, L= 400 mm

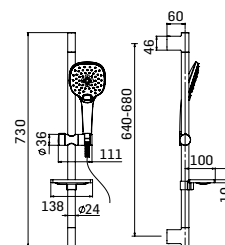


■ 0000FP0000K1 107,70

Asta saliscendi con doccia a 3 getti
Shower bar with 3-jets handshower

■ 000003540021 28,70

Presa d'acqua a parete
Wall outlet

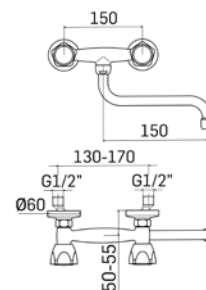


■ 70330740A121 ALFA 104,30
■ 70330740B121 BETA 104,30

Miscelatore tradizionale a parete,
collo girevole da 15 cm.
*Wall-mounted sink mixer,
15 cm. swivel spout*

■ 70330741A121 ALFA 106,50
■ 70330741B121 BETA 106,50

Miscelatore tradizionale a parete,
collo girevole da 20 cm.
*Wall-mounted sink mixer,
20 cm. swivel spout*

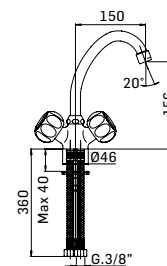


■ 43410743A101 ALFA 115,70
■ 43410743B101 BETA 115,70

Miscelatore monoforo per lavello,
collo girevole da 15 cm.
*Single hole sink mixer,
15 cm. swivel spout*

■ 43410744A101 ALFA 118,00
■ 43410744B101 BETA 118,00

Miscelatore monoforo per lavello,
collo girevole da 20 cm.
*Single hole sink mixer,
20 cm. swivel spout*

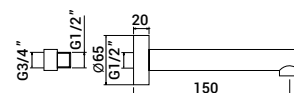


■ 221900000031

Bocca di erogazione
a parete L.150 mm
Wall-mounted spout L.150 mm

■ 2219S2000031

Bocca di erogazione
a parete L.200 mm
Wall-mounted spout L.200 mm





PROFESSIONALI

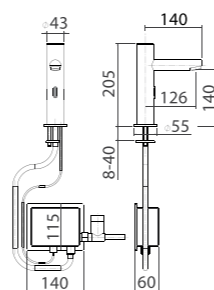


CODICE/CODE EURO

■ 4091M0000011 311,50

Rubinetti elettronico monoacqua per lavabo con comando ad infrarossi - Premiscelatore in dotazione
Infra-red electronic basin tap- Temperature preregulator included

- alimentazione 230V ac/12V ac.
- power supply 230V ac/12V ac.

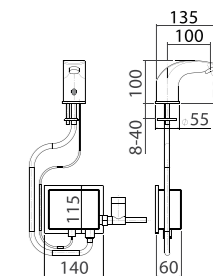


CODICE/CODE EURO

■ 4094M0000011 241,60

Rubinetti elettronico monoacqua per lavabo con comando ad infrarossi - Premiscelatore in dotazione
Infra-red electronic basin tap- Temperature preregulator included

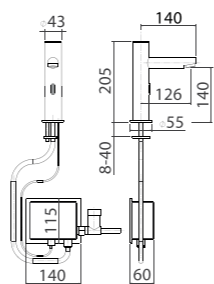
- alimentazione 230V ac/12V ac.
- power supply 230V ac/12V ac.



■ 4092M0000011 323,00

Rubinetti elettronico monoacqua per lavabo con comando ad infrarossi - Premiscelatore in dotazione
Infra-red electronic basin tap- Temperature preregulator included

- alimentazione a 6V dc con batterie alcaline da 1,5V (incluse)
- power supply 6V dc with 1,5V alkaline battery (included)

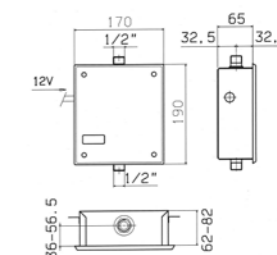


■ 90960000021 619,40

Sistema elettronico da incasso per orinatoio, comando ad infrarossi
Concealed infra-red electronic system for urinal

- alimentazione a bassa tensione 12V dc
- power supply 12V dc - low voltage

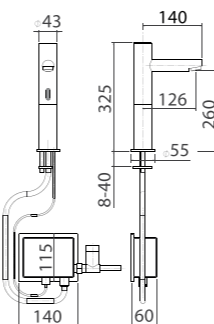
Da completare con alimentatore di sicurezza (non incluso) - art. 0497
To be completed with power suppliers (not included) - ref. 0497



■ 4091P0000011 346,90

Rubinetti elettronico monoacqua per lavabo con comando ad infrarossi - Premiscelatore in dotazione
Infra-red electronic basin tap- Temperature preregulator included

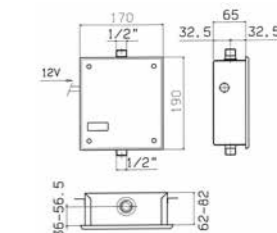
- alimentazione 230V ac/12V ac.
- power supply 230V ac/12V ac.



□ 000004970000 67,70

Alimentatore per fissaggio su binario DIN
Power suppliers for installation on DIN-rail

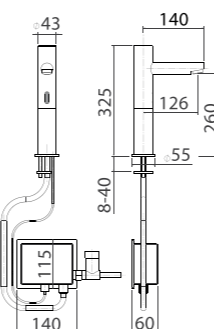
- alimentatore 230V ac / 12V dc 1A 12W
- utilizzo: x alimentare da 1 a 5 rubinetti elettronici
- power suppliers 230V ac / 12V dc 1A 12W
- usage: for installation on DIN-rail 1-5 taps



■ 4092P0000011 358,40

Rubinetti elettronico monoacqua per lavabo con comando ad infrarossi - Premiscelatore in dotazione
Infra-red electronic basin tap- Temperature preregulator included

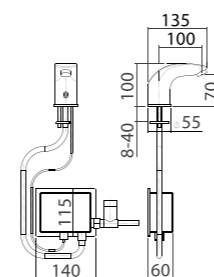
- alimentazione a 6V dc con batterie alcaline da 1,5V (incluse)
- power supply 6V dc with 1,5V alkaline battery (included)



■ 4093M0000011 231,40

Rubinetti elettronico monoacqua per lavabo con comando ad infrarossi - Premiscelatore in dotazione
Infra-red electronic basin tap- Temperature preregulator included

- alimentazione 230V ac/12V ac.
- power supply 230V ac/12V ac.





ACCESSORI



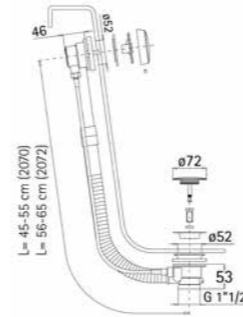
CODICE/CODE EURO

■ 20700000061 89,40

Colonna scarico vasca in ottone senza sifone, scarico 1" 1/2, maniglia metallica
Brass pop-up bath tub waste with metallic handle

■ 20720000061 92,80

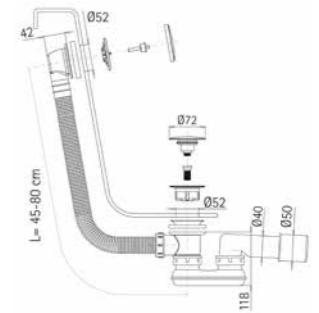
Colonna scarico vasca in ottone senza sifone, scarico 1" 1/2, maniglia metallica
Brass pop-up bath tub waste with metallic handle
Articolo per vasche a sedile
Item for seat bath tub waste



CODICE/CODE EURO

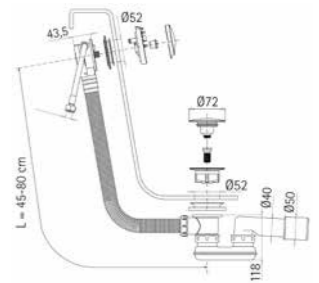
■ 20860000001 64,20

Colonna scarico vasca in polipropilene con sifone orientabile con curva con terminale a saldare, tubo corrugato, con comando del tappo a pressione
Polypropylene pop-up bathtub waste with siphon and up & down mechanism



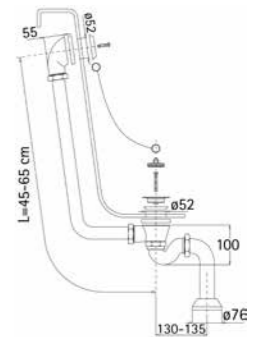
■ 20890000001 136,30

Colonna scarico vasca in polipropilene con erogazione da troppopieno, con sifone orientabile con curva con terminale a saldare, tubo corrugato, entrata acqua 1/2" F scarico 1" 1/2 M, con comando del tappo a pressione. Versione "MINIMAL"
Polypropylene pop-up bathtub waste with flux from overflow spout, siphon and up & down mechanism. "MINIMAL" version



■ 20750000001 279,40

Colonna scarico vasca in ottone con sifone a pavimento
Brass bath tub waste with siphon



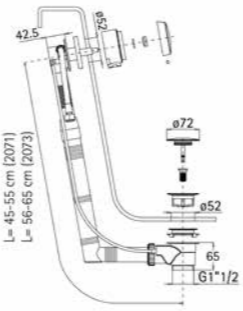
■ 20710000061 139,80

Colonna scarico vasca in polipropilene, con erogazione da troppopieno in ottone, senza sifone, tubo rigido, maniglia metallica, entrata acqua 1/2" F e scarico 1" 1/2 M.
Polypropylene pop-up bath tub waste with flux from overflow spout



■ 20730000061 142,10

Colonna scarico vasca in polipropilene, con erogazione da troppopieno in ottone, senza sifone, tubo rigido, maniglia metallica, entrata acqua 1/2" F e scarico 1" 1/2 M.
Polypropylene pop-up bath tub waste with flux from overflow spout
Articolo per vasche a sedile
Item for seat bath tub waste



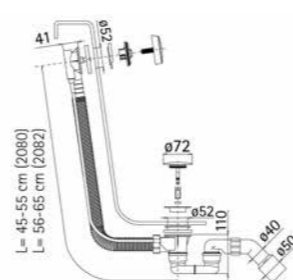
■ 20800000001 52,80

Colonna scarico vasca in polipropilene, con sifone orientabile con curva 45° con terminale a saldare, con possibilità di utilizzo come sifone a stringere, tubo corrugato, maniglia in plastica.
Polypropylene pop-up bath tub waste with flux from overflow spout



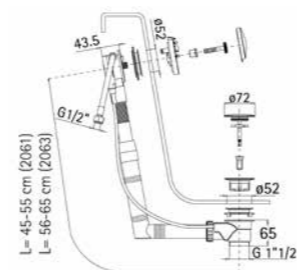
■ 20820000001 52,80

Colonna scarico vasca in polipropilene, con sifone orientabile con curva 45° con terminale a saldare, con possibilità di utilizzo come sifone a stringere, tubo corrugato, maniglia in plastica.
Polypropylene pop-up bath tub waste with flux from overflow spout
Articolo per vasche a sedile
Item for seat bath tub waste



■ 20610000061 152,30

Colonna scarico vasca in polipropilene, con erogazione da troppopieno, senza sifone, tubo rigido, entrata acqua 1/2" F e scarico 1" 1/2 M. Versione "MINIMAL".
Polypropylene pop-up bath tub waste with flux from overflow spout. "MINIMAL" version

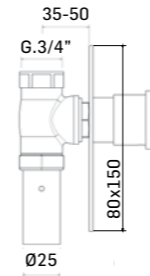




CODICE/CODE EURO

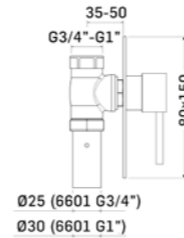
- 6641PE00C001 140,00
- 6641PE00C00G 271,60
- 6641PE00C00K 200,00

Parte esterna per passo rapido incasso
Da completare con passo rapido da 3/4"o 1" - 6601PI0000*1
External components for concealed flushvalve G.3/4"
To be completed with 3/4"o 1" concealed flushvalve - 6601PI0000*7



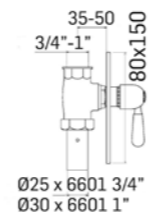
- 6631PE00Z001 149,70
- 6631PE00Z00F 259,60
- 6631PE00Z00G 259,60
- 6631PE00Z00K 214,90

Parte esterna per passo rapido incasso
Da completare con passo rapido da 3/4"o 1" - 6601PI0000*1
External components for concealed flushvalve G.3/4"
To be completed with 3/4"o 1" concealed flushvalve - 6601PI0000*7



- 6601PE00E001 70,70

Parte esterna per passo rapido incasso
Da completare con passo rapido da 3/4"o 1" - 6601PI0000*7
External components for concealed flushvalve G.3/4"
To be completed with 3/4"o 1" concealed flushvalve - 6601PI0000*1

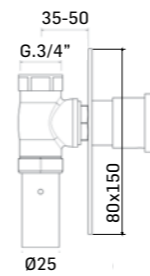


- 6601PI000031 59,90

Parte grezza passo rapido incasso da G.3/4" per WC
Assembly components G.3/4" for concealed flushvalve

- 6601PI000041 71,40

Parte grezza passo rapido incasso da G.1" per WC
Assembly components G.1" for concealed flushvalve

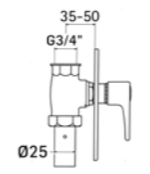


- 660100000031 69,90
- 66010000003G 142,10
- 66010000003F 142,10

Passo rapido incasso per WC da G.3/4", composto da parte grezza e parte di finitura
G.3/4" concealed flushvalve, composed by assembly components and external components

- 660100000041 81,40
- 66010000004G 153,50
- 66010000004F 153,50

Passo rapido incasso per WC da G.1", composto da parte grezza e parte di finitura
G.1" concealed flushvalve, composed by assembly components and external components



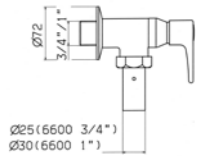
CODICE/CODE EURO

- 660000000031 96,30

Passo rapido esterno da G. 3/4"
G. 3/4" exposed flushvalve

- 660000000041 104,30

Passo rapido esterno da G. 1"
G. 1" exposed flushvalve

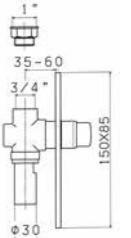


- 651100000031 112,30

Flussometro incasso da G.3/4" con pulsante in metallo, composto da parte grezza e parte esterna di finitura
G. 3/4" concealed self closing flushvalve for WC with metallic push button, composed by assembly components and external components

- 651100000041 116,90

Flussometro incasso da G.1" con pulsante in metallo, composto da parte grezza e parte esterna di finitura
G. 1" concealed self closing flushvalve for WC with metallic push button, composed by assembly components and external components

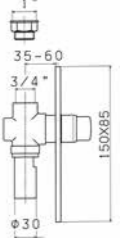


- 650100000031 103,10

Flussometro incasso da G.3/4" con pulsante in plastica, composto da parte grezza e parte esterna di finitura
G. 3/4" concealed self closing flushvalve for WC with plastic push button, composed by assembly components and external components

- 650100000041 106,50

Flussometro incasso da G.1" con pulsante in plastica, composto da parte grezza e parte esterna di finitura
G. 1" concealed self closing flushvalve for WC with plastic push button, composed by assembly components and external components

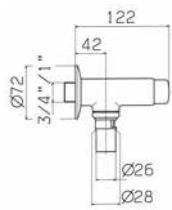


- 651000000031 126,00

Flussometro esterno da G. 3/4" con pulsante in metallo
G. 3/4" exposed self closing flushvalve for WC with metallic push button

- 651000000041 129,40

Flussometro esterno da G. 1" con pulsante in metallo
G. 1" exposed self closing flushvalve for WC with metallic push button

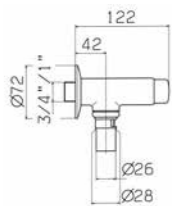


- 650000000031 115,70

Flussometro esterno da G. 3/4" con pulsante in plastica
G. 3/4" exposed self closing flushvalve for WC with plastic push button

- 650000000041 119,20

Flussometro esterno da G. 1" con pulsante in plastica
G. 1" exposed self closing flushvalve for WC with plastic push button



SIFONI/SCARICHI - WASTES/TRAPS



CODICE/CODE EURO

■ SPEC65016601 103,10

Kit per trasformazione flussometro da incasso art. 6501-6510 G.3/4"o G.1" in passo rapido art. 6601

Kit to transform concealed self closing flushvalve ref. 6501-6510 G.3/4"-G.1" in manual flushvalve ref. 6601

Kit composto da: vitone, sede, raccordo adattatore, placca e maniglia
Kit composed by: headvalve, seat, adapter connection, wall plate and handle

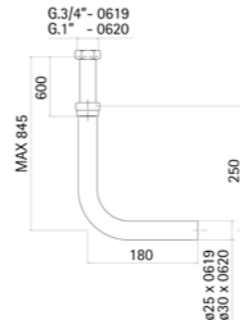


■ 000006190001 61,90

Tubo Ø25 mm per raccordo esterno al passo rapido 6600 da 3/4" con regolazione telescopica
Telescopic pipe Ø25 mm for 3/4" exposed flushvalve 6600

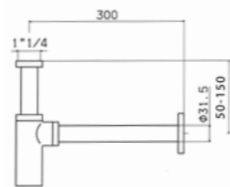
■ 000006200001 61,90

Tubo Ø30 mm per raccordo esterno al passo rapido 6600 da 1" con regolazione telescopica
Telescopic pipe Ø30 mm for 1" exposed flushvalve 6600



■ 000006260001 81,40

Tubo Ø30 mm per flussometri 6510 e 6500 da 3/4" e 1", senza regolazione telescopica
Pipe Ø30 mm for exposed flushvalves ref. 6500-6510



■ 000004190151 111,20

■ 00000419015F 165,00

■ 00000419005K 148,90

Sifone a bottiglia da 5/4" per lavabo
5/4" bottle trap for basin mixer



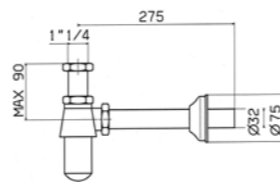
■ 000004210051 35,60

■ 00000421005F 167,60

■ 00000421005G 167,60

■ 00000421005K 103,10

Sifone a bottiglia da 5/4" per lavabo
5/4" bottle trap for basin mixer



SIFONI/SCARICHI - WASTES/TRAPS



CODICE/CODE EURO

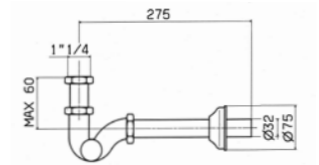
■ 000005210051 81,40

■ 00000521005F 148,90

■ 00000521005G 148,90

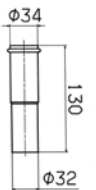
■ 00000521005K 103,10

Sifone a S da 5/4" per bidet con regolazione verticale telescopica, canotto orizzontale lungo 240 mm e rosone G. 5/4" S-trap for bidet mixer



■ 000006260001 81,40

Prolunga regolabile per sifone da G. 5/4"
Adjustable extension for G. 5/4"



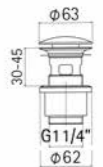
■ 000004430051 36,80

■ 00000443005F 82,60

■ 00000443005G 82,60

■ 00000443005K 68,70

Scarico per lavabo da 5/4" con comando a pressione, con troppopieno, spessore installazione 30-45 mm
5/4" up&down system pop-up waste for wash basin. On surfaces up 30-45 mm



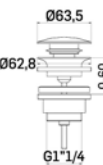
■ 000004940051 49,30

■ 00000494005F 103,10

■ 00000494005G 103,10

■ 00000494005K 80,20

Scarico per lavabo da 5/4" a vite, con comando a pressione, spessore installazione 0-60 mm.
5/4" up&down system pop-up waste for wash basin. On surfaces up 0-60 mm.



■ 000004920051 49,30

■ 00000492005F 103,10

■ 00000492005G 103,10

■ 00000492005K 80,20

Scarico libero - sempre aperto - per lavabo da 5/4" a vite, spessore installazione 0-60 mm.
5/4" up&down system pop-up waste for wash basin. Free flow plug. On surfaces up 0-60 mm.

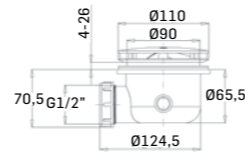


CODICE/CODE EURO



000004400051 31,00

Piletta sifonata per piatto doccia foro Ø90 mm, ispezionabile
Wasteage Ø90 mm for shower plate

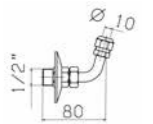


CODICE/CODE EURO



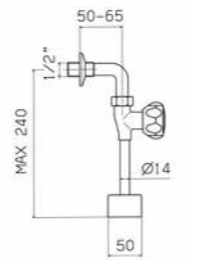
000004610021 24,10

Coppia curvette di collegamento per monofori
Pair of wall connections 1/2"x3/8" suitable for one hole mixer



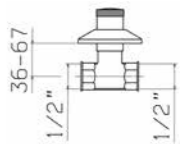
990200000021 123,70

Presarubinetto a parete per orinatoio con apertura regolabile e tubo di scarico
Water jet for urinal with handle tap



810200000021 68,70

Coppia rubinetti incasso diritto da 1/2"
Pair of 1/2" concealed stop - cocks

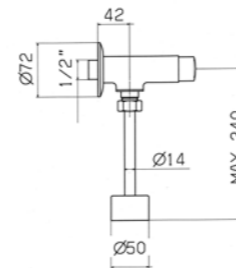


950000000021 134,10

Flussometro esterno per orinatoio con attacco 1/2" M e tubo di scarico. Pulsante in plastica
Exposed urinal flushvalve with plastic push button

951000000021 143,10

Flussometro esterno per orinatoio con attacco 1/2" M e tubo di scarico. Pulsante in ottone cromato
Exposed urinal flushvalve with metallic push button

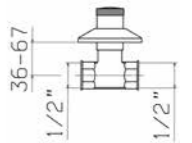


81020000002F 94,00

81020000002G 94,00

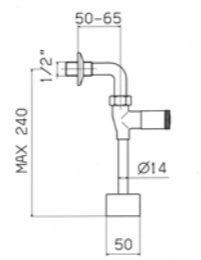
81020000002K 82,60

Rubinetto incasso diritto da 1/2"
1/2" concealed stop-cock



990200000021 122,60

Presarubinetto a parete per orinatoio con apertura predeterminata e tubo di scarico
Wall-outlet valve for urinal with tap



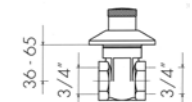
880400000031 45,80

88040000003F 83,60

88040000003G 83,60

88040000003K 68,70

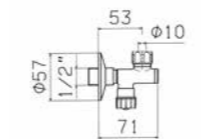
Saracinesca incasso diritta da G.3/4"
G.3/4" concealed gate valve



882100000021 35,60

88210000002K 137,40

Coppia rubinetti di collegamento con filtro incorporato, entrata 1/2" M e uscita 3/8" Ø10 mm.
Pair of regulating taps with filter 1/2"x3/8"



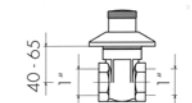
880400000041 51,60

88040000004F 89,40

88040000004G 89,40

88040000004K 74,50

Saracinesca incasso diritta da G.1"
G.1" concealed gate valve

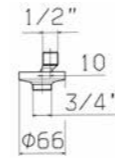


CODICE/CODE EURO

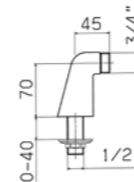


000001000021 15,00
Coppia eccentrici 1/2" M x 3/4" M, interasse 10 mm.
Pair of S-coupling 1/2"x3/4", 10 mm adjustment

000001040021 27,60
Coppia eccentrici 1/2" M x 3/4" M, interasse 20 mm.
Pair of S-coupling 1/2"x3/4", 20 mm adjustment



000001370031 65,40
Coppia di attacchi a colonnetta da 1/2" x 3/4" per miscelatori, installazione da bordo vasca
Pair of pillar connections 1/2"x3/4" for deck mounted bath mixers



000007000001 61,90
00000700000F 74,60
00000700000G 74,60
00000700000K 69,20



Prolunga unificata da 3 cm per monocomando doccia incasso ad una uscita, art. 3703
3 cm extension suitable for concealed single lever shower mixer ref. 3703

Articolo per miscelatori da incasso in produzione dal 06/2016
Item for built-in mixer production since 06/2016

LOGOS/LOGOS+/SADLER/PICO/PICO LUX/FEEL/ACQUACHIARA/PENELOPE/TOKYO/RIGADRITTO/ PAOLA&THEBATHROOM/SMILE

000007010001 85,90
00000701000F 107,00
00000701000G 107,00
00000701000K 94,00



Prolunga unificata da 3 cm per monocomando doccia incasso ad 2 uscite, art. 2703
3 cm extension suitable for concealed single lever shower mixer ref. 2703

Articolo per miscelatori da incasso in produzione dal 06/2016
Item for built-in mixer production since 06/2016

LOGOS/LOGOS+/SADLER/PICO/PICO LUX/FEEL/ACQUACHIARA/PENELOPE/TOKYO/RIGADRITTO/ PAOLA&THEBATHROOM/SMILE



000007030001 85,90
00000703000F 97,20
00000703000G 97,20
00000703000K 97,20

Prolunga da 3 cm per termostatico da incasso per doccia art. 2710
3 cm extension suitable for concealed thermostatic shower mixer ref. 2710

Articolo per miscelatori da incasso in produzione dal 06/2016
Item for built-in mixer production since 06/2016

GIO PONTI/EPOCA/1938/UNIVERSAL

CODICE/CODE EURO



000003000007 98,50
VIP4 Prolunga da 2,5 cm per miscelatore doccia incasso art. 3707
2,5 cm extension suitable for concealed single lever shower mixer ref. 3707

000003030001 107,70
VIP4 Prolunga da 2,5 cm per miscelatore doccia incasso a 2 uscite art. 2707
2,5 cm extension suitable for concealed 2-ways single lever shower mixer ref. 2707



000003000007 98,50
EUCLIDE Prolunga da 2,5 cm per miscelatore doccia incasso art. 3707
2,5 cm extension suitable for concealed single lever shower mixer ref. 3707

000001610001 107,70
EUCLIDE Prolunga da 2,5 cm per miscelatore doccia incasso a 2 uscite art. 2707
2,5 cm extension suitable for concealed 2-ways single lever shower mixer ref. 2707



000002770007 15,00
Prolunga 2 cm per rubinetto incasso da 1/2" diritto 2122-2126, rubinetto di arresto art. 8102 e passo rapido 3/4" o 1" art. 6601
2 cm extension for concealed stop-cock, straight ref. 2122-2126, stop-cocks ref. 8102 and flushvalve ref. 6601

00000277D007 15,00
Prolunga 2 cm per deviatori art. 2232-2233
2 cm extension suitable for concealed diverter ref. 2232-2233



000002780007 18,40
Prolunga 3 cm per rubinetto incasso da 1/2" diritto 2122-2126, rubinetto di arresto art. 8102 e passo rapido 3/4" o 1" art. 6601
3 cm extension for concealed stop-cock, straight ref. 2122-2126, stop-cocks ref. 8102 and flushvalve ref. 6601

00000278D007 18,40
Prolunga 3 cm per deviatori art. 2232-2233
3 cm extension suitable for concealed diverter ref. 2232-2233



00000277GP07 18,40
GIO PONTI Prolunga 2 cm per rubinetto incasso da 1/2" diritto 2512-4519-2519
2 cm extension for concealed stop-cock ref. 2512

00000277D007 15,00
GIO PONTI Prolunga 2 cm per deviatore art. 2513-2516
2 cm extension suitable for concealed diverter ref. 2513-2516

PROLUNGHE / EXTENSIONS

CODICE/CODE EURO



□ 00002980007 48,20

Prolunga 2,5 cm per deviatori incasso art. 2854, 2382
2,5 cm extension for concealed diverter ref. 2854, 2382



■ 00002790001 131,70

Prolunga 4 cm per flussometro incasso da 3/4" e 1" art. 6501- 6511
4 cm extension for concealed flushvalve ref. 6501-6511

CONSIGLI PER LA CURA DEL PRODOTTO

CONSIGLI PER LA CURA DEL PRODOTTO

Un'adeguata cura periodica dei rubinetti

Mamoli, garantisce a mantenere inalterata

l'alta qualità del prodotto.

Si consiglia pertanto di:

- asciugare sempre la rubinetteria con un panno morbido o una pelle di daino al fine di impedire la formazione di depositi di calcare
- utilizzare per la pulizia sapone liquido neutro diluito in acqua
- non usare mai detersivi liquidi contenenti sostanze abrasive quali aceto, ammoniaca, acetone, candeggina, acidi di uso domestico e disinfettanti vari. Detti prodotti non possono altresì essere utilizzati per la pulizia dei sanitari in prossimità della rubinetteria installata.

CONSIGLI PER LA MANUTENZIONE

Decalcificazione: i depositi di calcare e di sporco nei filtri degli aeratori possono essere rimossi smontando l'aeratore, imm.ergendolo in aceto diluito (concentrazione massima 105 a 20°) e lasciandolo in amm.ollo per qualche ora . A conclusione, lavare con acqua e sapone e risciacquare.

Ricambi: si consiglia di utilizzare

esclusivamente ricambi originali Mamoli

disponibili presso i rivenditori autorizzati.

CONTENUTO E TERMINI DELLA GARANZIA DI FABBRICA

Mamoli Robinetteria S.p.A. garantisce

all'utilizzatore finale tutti i prodotti presenti

nel proprio listino per eventuali difetti di

fabbricazione, secondo i termini e le condizioni che seguono.

- Garanzia di 5 anni dalla data di acquisto per difetti di fusione e/o porosità, ove non imputabili ad errata manutenzione da parte dell'utente.

Si vedano al riguardo i consigli per la cura

del prodotto sotto specificati.

- Garanzia di 5 anni dalla data di acquisto per difetti di cromatura, ove non imputabili ad errata manutenzione da parte dell'utente. Si vedano al riguardo i consigli per la cura del prodotto nel paragrafo relativo.

- Garanzia di 2 anni dalla data di acquisto per tutte le finiture diverse da quella cromata, la cui durata è subordinata alla cura dell'utente. Si vedano al riguardo i consigli per la cura del prodotto nel paragrafo relativo.

- Garanzia di 5 anni dalla data di acquisto per difetti relativi il funzionamento di cartucce e di elementi termostatici

- Garanzia di 2 anni dalla data di acquisto per difetti relativi il funzionamento di guarnizioni, o-ring e dei componenti di comando relativi a rubinetti elettronici e temporizzati. La garanzia opererà solo in caso di presentazione dell'originale del tagliando di garanzia inserito in ogni confezione, timbrato con la data di acquisto dal venditore e dello scontrino o altro documento comprovante la data di acquisto.

Inoltre, la garanzia opererà se Mamoli avrà

ricevuto la denuncia entro venti giorni dalla

scoperta del difetto di funzionamento e

potrà essere azionata solamente nei sei mesi successivi alla denuncia.

Sono esclusi dalla garanzia i casi di cattivo funzionamento causato da fatti successivi all'acquisto e non dipendenti da Mamoli quali ad esempio:

- errata installazione del prodotto
- riparazione e manutenzione effettuate da personale non autorizzato
- malfunzionamenti causati da limitazioni o difettosità dell'impiantistica a cui sono collegati i prodotti Mamoli
- deterioramento della rubinetteria o di componenti della stessa dipendenti dalla qualità dell'acqua (es. presenza di calcare). In caso di prodotto difettoso e di operatività della garanzia, Mamoli a proprio insindacabile giudizio, provvederà all'invio o alla sostituzione o alla riparazione del prodotto stesso o delle parti risultate non conformi o a rimborsarne il prezzo.

La presente garanzia convenzionale esaurisce ogni responsabilità di Mamoli per i propri prodotti, escludendo in particolare ogni responsabilità per eventuali danni diretti ed indiretti dipendenti dalla difformità dei prodotti stessi. Mamoli risponde della sicurezza dei propri prodotti ai sensi della vigente normativa sulla responsabilità del produttore.

La presente garanzia non opera per prodotti presenti o futuri per i quali sia espressamente indicata una diversa garanzia specifica.

CONDIZIONI GENERALI DI VENDITA

ORDINI

- La vendita dei prodotti Mamoli si intende effettuata alle condizioni generali qui specificate e che il cliente accetta integralmente con il conferimento dell'ordine. Le eventuali condizioni generali di acquisto del ccliente contrarie o discordanti da quelle riportate nel presente documento non sono applicabili, fatto salvo il caso che siano state espressamente sottoscritte dall'Azienda. Eventuali deroghe alle presenti condizioni generali concordate per singoli ordini, avranno effetto solo per tali ordini e non potranno essere applicate ad ordini successivi, se non espressamente concordato.
- Ogni ordine, comunque conferito, per essere valido deve essere accettato da Mamoli mediante. regolare conferma d'ordine.
- Tutte le nostre offerte dirette ed indirette si intendono come invito a proporre non vincolante per l'Azienda.

PREZZI

- I prezzi applicati saranno quelli del listino dell'Azienda in vigore alla data di consegna. In assenza di un prezzo di listino, si applicherà il prezzo generalmente applicato al momento della consegna per prodotti dello stesso tipo. I prezzi si intendono, Iva esclusa, per merce franco partenza ns. stabilimento di Lacchiarella (EXW). I prezzi quotati non impegnano l'Azienda per ordini successivi. Prezzi diversi da quelli di listino potranno essere applicati solo se concordati per iscritto o riconosciuti in fattura

CONSEGNA

- I termini di consegna indicati nella conferma d'ordine si intendono indicativi e non impegnativi essendo essi vincolati alle disponibilità del momento. La mancata osservanza da parte di Mamoli dei termini di consegna indicati, non dà diritto al cliente di annullare l'ordine, differire i pagamenti o reclamare indennizzi, compensi, penali o danni di sorta. L'Azienda si riserva di evadere l'ordine con più consegne secondo la disponibilità del prodotto. Qualora il cliente intendesse chiedere termini consegna specifici è tenuto a segnalarlo con espressa comunicazione scritta, che l'Azienda si riserva di accettare.

- La merce sarà consegnata franco fabbrica (EXW) e, indipendentemente da ogni eventuale accordo sulla spedizione o sui relativi costi, viaggia sempre a rischio del destinatario dalla consegna al primo vettore. Qualunque richiesta o contestazione da parte del destinatario in ordine a quanto sopra ed anche per il caso di ritardi o disagiudì deve essere rivolta dal cliente direttamente ai vettori responsabili. La verifica della merce deve essere fatta dal compratore al momento della consegna ed ogni reclamo in merito sarà preso in considerazione solo se fatto a mezzo di lettera raccomandata con ricevuta di ritorno entro otto giorni.

PAGAMENTI

- Il pagamento del prezzo e di qualsiasi altra somm.a dovuta dal cliente va effettuato nei termini indicati nella fattura, mediante trasferimento elettronico (bonifico bancario) di somm.e o RIBA in valuta legale sul conto corrente dell'Azienda indicata dalla stessa o presso la sua sede legale. In caso di ritardo nel pagamento verranno addebitati gli interessi di mora (D.LGS. 231/2002) dalle date di scadenza indicate nella fattura, oltre alle spese d'insoluto. Rimane facoltà dell'azienda emettere tratte a vista a copertura delle fatture non pagate, senza che da parte del cliente vengano sollevate obiezioni di sorta. Saranno inoltre a carico del cliente tutte le spese per l'acquisizione ed emissione dei titoli e bancarie. L'emissione di tratte o l'accettazione di effetti o assegni pagabili su altre piazze è una esclusiva agevolazione concessa al cliente e non può mai costituire deroga a quanto tassativamente sopraddetto, e cioè che i pagamenti sono validi e liberatori solo se effettuati presso la banca indicata o presso la nostra sede legale. Ci riserviamo infine di sospendere le consegne o annullare eventuali ordini già accettati, qualora i pagamenti non siano effettuati nei termini convenuti. Eventuali contestazioni di qualsiasi genere non danno alcun diritto di differire o sospendere i pagamenti.

RECLAMI

- L'Azienda si riserva il diritto di modificare le caratteristiche tecniche dei prodotti nonché di modificare o sopprimere modelli. Le illustrazioni riportate all'interno di cataloghi e brochures hanno lo scopo di dimostrare e rappresentare

i singoli articoli e non costituiscono quindi l'obbligo di fedele esecuzione. I dettagli, le misure ed i pesi indicati sono da considerarsi indicativi. Qualora il cliente avesse l'esigenza di fare affidamento su dettagli, misure e pesi particolari, dovrà farlo espressamente presente all'Azienda al momento dell'ordine, la quale si riserva di valutare le esigenze manifestate.

RESPONSABILITÀ

- Tutti i prodotti Mamoli vengono sottoposti a prove di collaudo e a verifiche di conformità qualitativa prima di essere posti in vendita. Errori o difetti di fabbricazione verranno riconosciuti secondo le condizioni di garanzia in essere. Mamoli si riserva di non ricevere merce di ritorno se la restituzione non sarà preventivamente autorizzata dall'Azienda, e detta merce dovrà pervenire franco di spese alla sede produttiva di Lacchiarella. Oltre a ciò rimane esclusa ogni e qualsiasi responsabilità di Mamoli per tutte le conseguenze derivanti dall'impiego improprio e dall'installazione errata dei propri prodotti e non sarà riconosciuta alcuna spesa di mano d'opera per la sostituzione di articoli difettosi, così come richieste di risarcimenti per danni diretti od indiretti subiti od insorti.
- Non hanno alcun valore e non vengono riconosciute dall'Azienda, dichiarazioni, impegnative o garanzie di sorta assunte da ns. dipendenti, agenti o rappresentanti, che non risultano dalle presenti condizioni generali di vendita o da atti ufficialmente sottoscritti dalla società.

DATI DEL CLIENTE

- Il cliente è responsabile di tutti i dati di identificazione forniti quali: Ragione Sociale, Sede Legale, Codice Fiscale, Partita IVA e quant'altro specificatamente richiesto in materia di legislazione vigente.

GIURISDIZIONE E LEGGE APPLICABILE

- Per qualsiasi contestazione è sempre solo competente il Foro di Milano, anche se gli ordini siano stati rimessi altrove. La vendita è disciplinata dalla Legge italiana. Il presente catalogo annulla e sostituisce i precedenti.

PRODUCT CARE RECOMMENDATIONS

PRODUCT CARE RECOMMENDATIONS

Proper regular care and upkeep is necessary to ensure the continued high quality of Mamoli taps. Our recommendations:

- always dry the tap fittings with a soft cloth or chamois to prevent the formation of calcium deposits
- use a neutral liquid soap diluted in water for cleaning
- never use liquid detergents that contain abrasive substances, such as vinegar, ammonia, acetone, bleach, domestic cleaning acids or certain disinfectants. Products like these should not even be used for cleaning the sanitary fixtures in the vicinity of the installed tap.

RECOMMENDATIONS FOR MAINTENANCE

Decalcification: calcium and dirt buildup in the aerator filters may be removed by disassembling the aerator, immersing it in diluted vinegar (maximum concentration of 10% at 20°C) and allowing it to soak for several hours. Afterwards, wash it with soap and water and rinse.

Spare parts: we recommend using original Mamoli parts only, available through authorized retailers.

CONTENTS AND TERMS OF THE FACTORY GUARANTEE

Mamoli Robinetteria S.p.A. guarantees final users against manufacturing defects in the products found on its price list pursuant to and in accordance with the following terms and conditions.

- 5-year guarantee from the date of purchase for casting and/or porosity defects, unless attributable to improper maintenance by the user. See the product care recommendations indicated below.

- 5-year guarantee from the date of purchase for chroming defects, unless they are attributable to improper maintenance by the user. See the product care recommendations indicated below.

- 2-year warranty from the date of purchase for all finishes other than chrome. The warranty covers the product life only if it is used in accordance with the instruction supplied. Concerning this point see product care instruction.

- 5-year guarantee from the date of purchase for defects related to the functioning of cartridges and thermo-static elements

- 2-year guarantee from the date of purchase for defects related to the functioning of gaskets, O-rings or the comm. and components of electronic and time-delay taps.

The guarantee only becomes applicable upon presentation of the original guarantee voucher (included in every package), which must bear the retailer's stamp indicating the date of purchase and be accompanied by the receipt or some other proof-of-purchase document. Moreover, the guarantee is only applicable if Mamoli receives notification within twenty days of when the functional defect is first discovered, and it may only be activated within six months after notification has been received.

The guarantee does not apply to cases in which defective operating is attributable to post-purchase events that are in no way attributable to Mamoli, such as:

- improper installation of the product
- performance of repairs or maintenance by unauthorized personnel

- malfunctions attributable to shortcomings or defects in the system that the Mamoli products were connected to
- deterioration of non-chrome finishing whose duration is dependent on user upkeep and maintenance
- deterioration of the tap or parts of the tap that is dependent on water quality (e.g., presence of calcium).

If the product is defective and the warranty is applicable, Mamoli shall make the final decision about whether to replace or repair the product or non-conforming parts thereof or to refund the purchase price.

The present conventional guarantee relieves Mamoli of any and all liability for its products and in particular any liability for any direct or indirect damage derived from variations in the products themselves. Mamoli accepts responsibility for the safety of its products pursuant to the current laws on manufacturer liability.

The present guarantee does not apply to present or future products that have been explicitly associated with a separate and distinct guarantee.

GENERAL TERMS AND CONDITIONS OF SALE

ORDERS

- The sale of Mamoli products is understood to be executed under the general terms and conditions indicated herein, which the customer accepts in full upon conferment of the order. Any of the customer's general conditions of purchase that contradict or deviate from those reported in the present document are not deemed applicable, unless explicitly authorized and signed by the Company. Any waivers of the present general conditions that might come to be agreed upon in regard to single orders shall apply to those orders only, and may not be held applicable to subsequent orders except upon explicit agreement.
- However it is conferred, the validity of any and all orders is dependent on Mamoli's acceptance by means of a regular order confirmation.
- All of our direct and indirect offers are understood to represent non-binding proposals by this Company.

PRICES

- The prices that apply shall be those on the Company's price list that are in effect as of the date of delivery. In the absence of a list price, the price applied shall be the price generally applied for products of the same type as of the time of delivery. The prices (VAT excluded) are understood to apply for goods cleared upon departure from our Lacchiarella facility (EXW). Quoted prices are not considered binding for subsequent orders from this Company. Prices other than those on the price list are only applicable when agreed upon in writing or acknowledged in the bill.

DELIVERY

- The terms for delivery indicated in the order confirmation are understood to be indicative and non-binding, since they are always subject to actual availability. Mamoli's failure to observe the indicated delivery terms shall not entitle the customer to cancel the order, defer payment or claim indemnification, compensation, penalties or damages in kind. The Company reserves the right to divide the order into multiple deliveries as dictated by product availability. Customers who request specific delivery terms are responsible for communicating them in explicit written form, subject to approval by the Company.

- Goods shall be considered delivered once clear of the factory (EXW) and, regardless of any other agreements on shipping or related costs, always ship at the consignee's risk once turned over to the first carrier. Any customer requests or notifications in regard to the above or in case of delays or misunderstandings must be addressed directly to the shipper. The buyer must perform the verification of goods at the time of delivery and any complaints in this regard shall not be taken into consideration unless conveyed by registered mail with return receipt within eight days.

PAYMENTS

- Payment of the purchase price and any other amounts due from the customer must be completed in accordance with the terms indicated in the bill, by electronic transfer (bank transfer) of the amounts or RIBA in legal currency on the Company's current account or at its registered office. Late payments will be charged moratory interest (L.D. 231/2002) starting on the expiration date indicated in the bill, in addition to outstanding expenses. The company retains the right to issue sight drafts to cover outstanding bills without the customer raising objections in kind. The customer will also be charged for any expenses related to the acquisition and issuance of title and bankings. The issue of drafts and the approval of bills or checks payable in other markets is an exclusive concession granted to the customer and may never constitute an exception to the specifications above, in the sense that payments are only considered valid and liberating when executed at the indicated bank or at our registered office. Lastly, we reserve the right to suspend deliveries or cancel orders that have already been approved whenever payment is not made in accordance with agreed terms. Contestations of any kind do not in any way entail the right to defer or suspend payment.

COMPLAINTS

- The Company reserves the right to make technical changes to product specifications and to change or terminate specific models. Illustrations in the catalogues and brochures are intended for purposes of demonstrating and representing individual items and are not,

therefore, subject to the requirement of faithful depiction. The details, measurements and weights portrayed should be considered approximate. Should the customer need to be able to rely on precise details, measurements and weights, these requirements must be brought explicitly to the attention of the Company, which reserves the right to evaluate the needs required, at the time of ordering.

RESPONSIBILITY

- All Mamoli products are subjected to quality controls and inspections to check for conformity prior to being made available for purchase. Errors or defects in manufacturing will be acknowledged in accordance with the current guarantee conditions. Mamoli reserves the right to refuse to receive returned goods for returns that the Company has not authorized in advance, and returned goods will need to arrive to the manufacturing site of Lacchiarella clear of expenses. Mamoli is also free of each and every form of responsibility for any and all consequences deriving from the improper use or incorrect installation of its products and shall not be charged for any of the labor required to replace defective items or asked for compensation for direct or indirect damages, whether already suffered or in progress.

- Declarations, commitments or guarantees of in kind that are taken on by our employees, agents or representatives have no value and are not recognized by the Company unless attributable to these general terms and conditions of sale or other documents bearing the company's official signature.

CUSTOMER INFORMATION

- The customer bears responsibility for all of the identification information that is provided, including: Corporate Name, Registered Office, Tax ID Code, VAT ID Code and any other data that is specifically requested by law.

JURISDICTION AND APPLICABLE LAW

- The Court of Milan is the only court with jurisdiction for any and all disputes, even when orders are remitted somewhere else. The sale is governed by Italian law. This catalogue nullifies and replaces all earlier versions.

CREDITS

GIO PONTI

pp 21-22-23-25

Bodà architetti - www.bodaarchitetti.it

Ph. Barbara Corsico - www.barbaracorsico.com

p 31

Maria Vittoria Paggini - www.mariavittoriapaggini.com

KITCHEN COLLECTION PICO

p 331

Maria Vittoria Paggini - www.mariavittoriapaggini.com

Ph. Sabina Maffei Plozner - @sabinamaffeiplozner

BLADE

pp 176-177-178-179

Arch. Nicoletta Carbotti - www.fattoreq.com

Ph. Fabio Oggero - www.fabiooggero.it

TOKYO

pp 169-170

Sceg architetti - www.sceg.it

Ph. Barbara Corsico - www.barbaracorsico.com

SPARTACO

pp 244-245

Damilano studio Architects - www.damilanostudio.com

Ph. Barbara Corsico - www.barbaracorsico.com

PICO

pp 200-201-202

Architetti Officina 8a - www.officina8a.com

Ph. Sabrina Gazzola - www.sabrinagazzola.com

FEEL

pp 218-219

Base Architettura - www.basearchitettura.it

Ph. Elena Muzzarelli - www.elmuz.com

SADLER

pp 76-77

LABDIA laboratorio di architettura - www.labdia.it

Ph. Barbara Corsico - www.barbaracorsico.com

PAOLA & THE BATHROOM

pp 62-63

Studio Ata - www.studioata.com

Ph. Barbara Corsico - www.barbaracorsico.com

p 64

LABDIA laboratorio di architettura - www.labdia.it

Ph. Barbara Corsico - www.barbaracorsico.com

PENELOPE

p 314

UNDUO laboratorio di architettura - www.unduo.it

UO laboratorio di architettura - www.unduo.it

Ph. PEPE fotografia - www.pepefotografia.it

Per garantire prodotti innovativi e performanti, la produzione è in continuo sviluppo, Mamoli si riserva quindi, senza alcun preavviso, di apportare modifiche sia di carattere estetico che migliorie tecniche, che potrebbero variare l'estetica dei prodotti presentati nel presente listino.

To ensure innovative and performing products, production is in continuous development, Mamoli therefore reserves the right, without notice, make changes of both aesthetic nature and technical improvements, of the products presented in this price list which therefore may be modify. As well as for printing errors.

styling, testi e ricerca iconografica

Ph pp 19, 61, 123, 159, 167, 168, 231, 255, 256, 273,

284, 305, 331, 387, 414, 427

Sabina Maffei Plozner - IG @sabinamaffeiplozner